



# Axill Solutions Clethodim 2EC

**Active Ingredient:**

Clethodim: (E)-2-[1-[[[3-chloro-2-propenyl]-oxy]imino]propyl]-5-[2-(ethylthio)propyl]-3-hydroxy-2-cyclohexen-1-one ..... 26.4%

**Other Ingredients:** ..... 73.6%

**Total:** ..... 100.0%

Contains petroleum distillates.

Contains 2.0 lbs. of active ingredient clethodim per gallon.

## KEEP OUT OF REACH OF CHILDREN CAUTION / PRECAUCIÓN

Si usted no entiende la etiqueta, busque a alguien para que se la explique a usted en detalle.  
(If you do not understand this label, find someone to explain it to you in detail.)

**FIRST AID**

<b>IF IN EYES:</b>	<ul style="list-style-type: none"> <li>Hold eye open and rinse slowly and gently with water for 15-20 minutes.</li> <li>Remove contact lenses, if present, after the first 5 minutes, then continue rinsing eye.</li> <li>Call a poison control center or doctor for treatment advice.</li> </ul>
<b>IF ON SKIN OR CLOTHING:</b>	<ul style="list-style-type: none"> <li>Take off contaminated clothing.</li> <li>Rinse skin immediately with plenty of water for 15-20 minutes.</li> <li>Call a poison control center or doctor for treatment advice.</li> </ul>
<b>IF SWALLOWED:</b>	<ul style="list-style-type: none"> <li>Immediately call a poison control center or doctor.</li> <li>Do not induce vomiting unless told to do so by a poison control center or doctor.</li> <li>Do not give any liquid to the person.</li> <li>Do not give anything by mouth to an unconscious person.</li> </ul>
<b>IF INHALED:</b>	<ul style="list-style-type: none"> <li>Move person to fresh air.</li> <li>If person is not breathing, call 911 or an ambulance, then give artificial respiration, preferably by mouth-to-mouth, if possible.</li> <li>Call a poison control center or doctor for further treatment advice.</li> </ul>

**NOTE TO PHYSICIAN**

Ingestion of this product or subsequent vomiting can result in aspiration of light hydrocarbon liquid, which can cause pneumonitis. If ingested, probable mucosal damage may contraindicate the use of gastric lavage.

**HOTLINE NUMBERS**

Have the product container or label with you when calling a poison control center or doctor, or going for treatment. For 24-Hour Medical Emergency Assistance (Human or Animal), call: **1-800-222-1222**. For Chemical Emergency Assistance (Spill, Leak, Fire, or Accident), call CHEMTREC: **1-800-424-9300**.

See label booklet for complete Precautionary Statements, Directions For Use, and Storage and Disposal.

EPA Reg. No.: 93809-5

EPA Est. No.: 91233-CHN-001 ■

83544-CHN-001 ■

**Manufactured For:**  
Axill Solutions, LLC  
422 Jasmine Way  
Roseburg, OR 97471

**Net Contents: 2.5 Gallons**

# PRECAUTIONARY STATEMENTS

## HAZARDS TO HUMANS AND DOMESTIC ANIMALS

### CAUTION

Causes moderate eye irritation. Harmful if swallowed. Avoid contact with eyes, skin, or clothing. Wash thoroughly with soap and water after handling and before eating, drinking, chewing gum, using tobacco, or using the toilet. Remove and wash contaminated clothing before reuse.

### PERSONAL PROTECTIVE EQUIPMENT (PPE)

#### Applicators and other handlers must wear:

- Long-sleeved shirt and long pants
- Chemical-resistant gloves, including barrier laminate or Viton  $\geq 14$  mils
- Shoes plus socks
- Protective eyewear

Discard clothing and other absorbent materials that have been drenched or heavily contaminated with this product's concentrate. **DO NOT** reuse them. Follow manufacturer's instructions for cleaning/maintaining PPE. If no such instructions for washables exist, use detergent and hot water. Keep and wash PPE separately from other laundry.

### USER SAFETY RECOMMENDATIONS

#### Users should:

- Remove clothing/PPE immediately if pesticide gets inside. Then wash thoroughly and put on clean clothing.
- Remove PPE immediately after handling this product. Wash the outside of gloves before removing. As soon as possible, wash thoroughly and change into clean clothing.

### ENVIRONMENTAL HAZARDS

**DO NOT** apply directly to water, to areas where surface water is present or to intertidal areas below the mean high water mark. **DO NOT** apply where runoff is likely to occur. **DO NOT** apply where weather conditions favor drift from areas treated. **DO NOT** contaminate water when disposing of equipment washwater or rinsate.

The use of this product may pose a hazard to the federally designated endangered species of Solano Grass and Wild Rice. Use of this product is prohibited in the following areas where the species are known to exist:

- **Solano Grass:** Solano County, California - The vernal lakes area bounded by the Union Pacific Railroad and Hastings Road to the north, Highway 113 to the east, Highway 12 to the south, and Travis Air Force Base to the west.
- **Wild Rice:** Hays County, Texas.

### NON-TARGET ORGANISM ADVISORY

This product is toxic to plants and may adversely impact the forage and habitat of non-target organisms, including pollinators, in areas adjacent to the treated area. Protect the forage and habitat of non-target organisms by following label directions intended to minimize spray drift.

### PHYSICAL AND CHEMICAL HAZARDS

Combustible. **DO NOT** use or store near heat or open flame.

## DIRECTIONS FOR USE

It is a violation of Federal Law to use this product in a manner inconsistent with its labeling.

**DO NOT** apply this product in a way that will contact workers or other persons, either directly or through drift. Only protected handlers may be in the area during application. For any requirements specific to your State or Tribe, consult the agency responsible for pesticide regulation.

READ THE ENTIRE LABEL. USE STRICTLY IN ACCORDANCE WITH PRECAUTIONARY STATEMENTS AND DIRECTIONS, AND WITH APPLICABLE STATE AND FEDERAL REGULATIONS.

### AGRICULTURAL USE REQUIREMENTS

Use this product only in accordance with its labeling and with the Worker Protection Standard, 40 CFR Part 170. This Standard contains requirements for the protection of agricultural workers on farms, forests, nurseries, and greenhouses, and handlers of agricultural pesticides. It contains requirements for training, decontamination, notification, and emergency assistance. It also contains specific instructions and exceptions pertaining to the statements on this label about personal protective equipment (PPE) and restricted-entry interval. The requirements in this box only apply to uses of this product that are covered by the Worker Protection Standard.

**DO NOT** enter or allow worker entry into treated areas during the restricted-entry interval (REI) of 24 hours.

PPE required for early entry to treated areas that is permitted under the Worker Protection Standard and that involves contact with anything that has been treated, including plants, soil, or water, is:

- Coveralls
- Chemical-resistant gloves, including barrier laminate or Viton  $\geq 14$  mils
- Shoes plus socks
- Protective eyewear

### NON-AGRICULTURAL USE REQUIREMENTS

The requirements in this box apply to uses of this product that are NOT within the scope of the Worker Protection Standard for agricultural pesticides (40 CFR Part 170). The WPS applies when this product is used to produce agricultural plants on farms, forest, nurseries, or greenhouses.

Keep all unprotected persons out of operating areas, or vicinity where there may be drift. **DO NOT** enter treated areas without protective clothing until sprays have dried.

### TANK MIXES

**NOTICE:** Tank mixing or use of this product with any other product which is not specifically and expressly authorized by the label shall be the exclusive risk of user, applicator and/or application advisor.

1. Geographic restrictions - all products are not registered for use in all areas and rates may vary from one region of labeled use to another;
2. Crop rotation restrictions;
3. Applicator certification requirements;
4. Worker safety rules (e.g., protective clothing, reentry time, posting);
5. Soil type or soil characteristics (e.g., pH, OM);
6. Maximum dosage or number of applications per year;
7. Rain free period required; or
8. Application timing (e.g., pre-harvest interval).
9. **DO NOT** exceed the total yearly rates.

It is the pesticide user's responsibility to ensure that all products are registered for the intended use. Read and follow the applicable restrictions and limitations and directions for use on all product labels involved in tank mixing. Users must follow the most restrictive directions for use and precautionary statements of each product in the tank mixture.

Read and follow the entire label of each product to be used in the tank with this product.

### MANDATORY SPRAY DRIFT

#### Aerial Applications:

- **DO NOT** release spray at a height greater than 10 feet above the vegetative canopy, unless a greater application height is necessary for pilot safety.
- Applicators are required to use a coarse or coarser droplet size (ASABE S572.1).
- The boom length must not exceed 65% of the wingspan for airplanes or 75% of the rotor blade diameter for helicopters.
- Applicators must use ½ swath displacement upwind at the downwind edge of the field.
- Nozzles must be oriented so the spray is directed toward the back of the aircraft.
- **DO NOT** apply when wind speeds exceed 10 miles per hour at the application site.
- **DO NOT** apply during temperature inversions.

#### Ground Boom Applications:

- Apply with the nozzle height recommended by the manufacturer, but no more than 3 feet above the ground or crop canopy. For all other ground applications, the nozzle must be no more than 3 feet from the target vegetation.
- Applicators are required to use a medium or coarser droplet size (ASABE S572.1).
- **DO NOT** apply when wind speeds exceed 10 miles per hour at the application site.
- **DO NOT** apply during temperature inversions.

### SPRAY DRIFT ADVISORIES

THE APPLICATOR IS RESPONSIBLE FOR AVOIDING OFF-SITE SPRAY DRIFT. BE AWARE OF NEARBY NON-TARGET SITES AND ENVIRONMENTAL CONDITIONS.

#### Importance of Droplet Size

An effective way to reduce spray drift is to apply large droplets. Use the largest droplets that provide target pest control. While applying larger droplets will reduce spray drift, the potential for drift will be greater if applications are made improperly or under unfavorable environmental conditions.

#### Controlling Droplet Size - Ground Boom

- **Volume** - Increasing the spray volume so that larger droplets are produced will reduce spray drift. Use the highest practical spray volume for the application. If a greater spray volume is needed, consider using a nozzle with a higher flow rate.
- **Pressure** - Use the lowest spray pressure recommended for the nozzle to produce the target spray volume and droplet size.
- **Spray Nozzle** - Use a spray nozzle that is designed for the intended application. Consider using a nozzle designed to reduce drift.

#### Controlling Droplet Size - Aircraft

- **Adjust Nozzles** - Follow nozzle manufacturers recommendations for setting up nozzles. Generally, to reduce fine droplets, nozzles should be oriented parallel with the airflow in flight.

### **Boom Height - Ground Boom**

For ground equipment, the boom should remain level with the crop and have minimal bounce.

### **Release Height - Aircraft**

Higher release heights increase the potential for spray drift.

### **Shielded Sprayers**

Shielding the boom or individual nozzles can reduce spray drift. Consider using shielded sprayers. Verify that the shields are not interfering with the uniform deposition of the spray on the target area.

### **Temperature and Humidity**

When making applications in hot and dry conditions, use larger droplets to reduce effects of evaporation.

### **Temperature Inversions**

Drift potential is high during a temperature inversion. Temperature inversions are characterized by increasing temperature with altitude and are common on nights with limited cloud cover and light to no wind. The presence of an inversion can be indicated by ground fog or by the movement of smoke from a ground source or an aircraft smoke generator. Smoke that layers and moves laterally in a concentrated cloud (under low wind conditions) indicates an inversion, while smoke that moves upward and rapidly dissipates indicates good vertical air mixing. Avoid applications during temperature inversions.

### **Wind**

Drift potential generally increases with wind speed. AVOID APPLICATIONS DURING GUSTY WIND CONDITIONS. Applicators need to be familiar with local wind patterns and terrain that could affect spray drift.

## **WEED RESISTANCE MANAGEMENT**

For resistance management, **Axill Solutions Clethodim 2EC** is a Group 1 herbicide. Any weed population may contain or develop plants naturally resistant to **Axill Solutions Clethodim 2EC** and other Group 1 herbicides. The resistant biotypes may dominate the weed population if these herbicides are used repeatedly in the same field. Appropriate resistance-management strategies should be followed.

To delay herbicide resistance:

- Rotate the use of **Axill Solutions Clethodim 2EC** or other Group 1 herbicides within a growing season sequence or among growing seasons with different herbicide groups that control the same weeds in a field.
- Use tank mixtures with herbicides from a different group such use is permitted; where information on resistance in target weed species is available, use the less resistance-prone partner at a rate that will control the target weed(s) equally as well as the more resistance-prone partner. Consult your local extension service or certified crop advisor if you are unsure as to which active ingredient is currently less prone to resistance.
- Adopt an integrated weed-management program for herbicide use that includes scouting and uses historical information related to herbicide use and crop rotation, and that considers tillage (or other mechanical control methods), cultural (e.g., higher crop seeding rates; precision fertilizer application method and timing to favor the crop and not the weeds), biological (weed-competitive crops or varieties) and other management practices.
- Scout after herbicide application to monitor weed populations for early signs of resistance development. Indicators of possible herbicide resistance include: (1) failure to control a weed species normally controlled by the herbicide at the dose applied, especially if control is achieved on adjacent weeds; (2) a spreading patch of non-controlled plants of a particular weed species; (3) surviving plants mixed with controlled individuals of the same species. If resistance is suspected, prevent weed seed production in the affected area by an alternative herbicide from a different group or by a mechanical method such as hoeing or tillage. Prevent movement of resistant weed seeds to other fields by cleaning harvesting and tillage equipment when moving between fields, and planting clean seed.
- If a weed pest population continues to progress after treatment with this product, discontinue use of this product, and switch to another management strategy or herbicide with a different mode of action, if available.
- Contact your local extension specialist, certified crop advisors and/or manufacturer for herbicide resistance management and/or integrated weed management recommendations for specific crops and resistant weed biotypes.

Report any incidence of non-performance of this product against a particular weed species to your Axill Solutions, LLC retailer or representative. If resistance is suspected, treat weed escapes with an herbicide having a different mechanism of action and/or use non-chemicals means to remove escapes, as practical, with the goal of preventing further seed production.

## **PRODUCT INFORMATION**

### **RESTRICTIONS:**

- Application on Long Island, New York is restricted to no more than 16 fl. oz. (0.250 lb. a.i.) of **Axill Solutions Clethodim 2EC** per acre per year.
- **DO NOT** apply if rain is expected within 1 hour of application as control may be unsatisfactory.
- **DO NOT** apply a post-emergence broadleaf herbicide within 1 day following application of **Axill Solutions Clethodim 2EC** or reduced grass control may result.
- **DO NOT** apply under conditions of stress. Applying **Axill Solutions Clethodim 2EC** under conditions that do not promote active grass growth will reduce herbicide effectiveness. These conditions include drought, excessive water, extremes in temperature, low humidity, and grasses either partially controlled or stunted from before pesticide applications. Grasses under these kinds of stressful conditions will not absorb and translocate **Axill Solutions Clethodim 2EC** effectively and will be less susceptible to herbicide activity.

- **DO NOT** allow **Axill Solutions Clethodim 2EC** to come into contact with desirable grass crops including corn, rice, sorghum, small grains, or turf, as these and other grass crops will be injured or killed. Minor leaf spotting may occur on treated plants under certain environmental conditions. New foliage is not affected.
- Aerial applications for all tree fruits and tree nuts uses are prohibited.

#### ROTATIONAL RESTRICTION:

- **DO NOT** plant rotational crops until 30 days after application of **Axill Solutions Clethodim 2EC**, unless the crop is listed on the **Axill Solutions Clethodim 2EC** label.

#### PRECAUTIONS:

- Grass crops including corn, rice, sorghum, small grains, or turf, etc. are highly sensitive to **Axill Solutions Clethodim 2EC**.
- **Axill Solutions Clethodim 2EC** may not be used on vegetable crops being grown for seed production, unless specific use directions are provided.
- **Axill Solutions Clethodim 2EC** is a selective post-emergence herbicide for control of annual and perennial grasses.
- **Axill Solutions Clethodim 2EC** does not control sedges or broadleaf weeds.
- Optimal perennial grass control can be obtained if rhizomes or stolons are cut up by pre-plant tillage practices (discing, plowing, etc.) to stimulate maximum emergence of grass shoots. Cultural practices, including continuous no-tillage in which the perennial grass rhizomes or stolons are not cut up, result in a very staggered, non-uniform weed emergence. Due to this non-uniform weed emergence, make no fewer than 2 **Axill Solutions Clethodim 2EC** applications per year at the appropriate weed-growth stage rate under continuous no-till conditions.
- While all vegetable crops on this label have been tested and are not sensitive to **Axill Solutions Clethodim 2EC**, not all specialty varieties of these crops have been tested. It is advised that before applying **Axill Solutions Clethodim 2EC** to specialty varieties of vegetable crops on this label, crop sensitivity be investigated first using a small section of the field. It is possible that injury symptoms can occur. Symptoms may appear as leaf speckling or stunting.
- Always read and follow the restrictions and precautions for all products whether used alone or in a tank mix. The most restrictive labeling of any product used applies in tank mixtures, including all crop rotational and other crop restrictions.
- Tank mixes of **Axill Solutions Clethodim 2EC** and broadleaf herbicides may result in reduced grass control. If grass regrowth occurs, an additional application of **Axill Solutions Clethodim 2EC** may be necessary. AVOID SPRAY DRIFT.
- Repeated use of **Axill Solutions Clethodim 2EC** (or similar post-emergence grass herbicides with the same mode of action) may lead to the selection of naturally occurring biotypes that are resistant to these products in some grass species.
- If poor performance occurs and cannot be attributed to adverse weather or application conditions, a resistant biotype may be present. This is most likely to occur in fields where other control strategies including crop rotation, mechanical removal, and other classes of herbicides are not used from year to year.

### APPLICATION INFORMATION

#### Timing of Applications

Apply **Axill Solutions Clethodim 2EC** post-emergence to actively growing grasses according prescribed rates in the table. Applications made to grass plants stressed by insufficient moisture, or hot or cold temperatures, or to grass plants exceeding listed growth stages may result in unsatisfactory control. **DO NOT** apply under these conditions.

In arid regions where irrigation is used to supplement limited rainfall, apply **Axill Solutions Clethodim 2EC** as soon as possible, after irrigation (within 7 days). In arid regions, a second application of **Axill Solutions Clethodim 2EC** will generally provide more effective control of perennial grass weeds than a single application. Make second application to actively growing grass 2 to 3 weeks after emergence of new growth.

Cultivation of treated grasses 7 days before or within 7 days after application of **Axill Solutions Clethodim 2EC** may reduce weed control. **DO NOT APPLY Axill Solutions Clethodim 2EC** if rainfall is expected within 1 hour, since control may be reduced.

#### Control Symptoms

Treated grass weeds show a reduction in vigor and growth. Early chlorosis/necrosis of younger plant tissue is followed by a progressive collapse of the remaining foliage. Symptoms will generally be observed in 7 to 14 days after application, depending on grass species treated and environmental conditions.

### ADDITION OF ADJUVANT OR CROP OIL CONCENTRATE

CROP	ADJUVANT USE INSTRUCTIONS
Alfalfa, Cotton, Bean (dry) and Pea (shelled), Edible Poddled Legume Vegetable (except soybean), Peanut (including perennial), Potato, Soybean, Bean and Pea (succulent shelled), Sugar Beet, and Sunflower (except safflower)	Always use a crop oil concentrate* at 1.0 qt./A by ground or 1% v/v (but not less than 1 pt./A) in the finished spray volume by air. 1 to 2 qts./A of liquid fertilizer (10-34-0, 28%N, or 32%N), or an equivalent amount (2.5 to 4.0 lbs./A) of spray grade ammonium sulfate (AMS) may be added to <b>Axill Solutions Clethodim 2EC</b> applications, in addition to the specified rate of crop oil concentrate. The addition of AMS has shown improved grass control for difficult to control species including: quackgrass, rhizome Johnsongrass, red rice, wild oats, volunteer cereals, and volunteer corn.

(continued)

**ADDITION OF ADJUVANT OR CROP OIL CONCENTRATE** *(continued)*

CROP	ADJUVANT USE INSTRUCTIONS
Artichoke (globe), Asparagus, , Bushberry, Caneberry, Canola (except flax seed, mustard seed, and sesame), Clover, Cranberry, Flax, Fruiting Vegetables (except tomato), Garden Beet, Head and Stem Brassica Vegetables, Herbs, Hops, Leaf Petiole Vegetable Subgroup 22B, Leafy Brassica Greens, Leafy Greens, Peppermint and Spearmint Tops, Melon Subgroup 9A, Mustard Seed, Onion (dry bulb), Green Onion, Radish, Root Vegetables (except radish), Safflower, Sesame, Squash/cucumber Subgroup 9B, Stone Fruit, Strawberry, Tuberous and Corm Vegetables (except potato), and Tomato	Always use a crop oil concentrate at 1% v/v in the finished spray volume, unless tank mix instructions indicate otherwise. Addition of liquid fertilizer is not advised for these crops.
Non-Bearing Food Crops, Ornamental Plants	Add a non-ionic surfactant containing at least 80% active ingredient at the rate of 1 pt. per 50 gals. (0.25% v/v). Use of crop oil concentrate is not advised since it may injure flowers and foliage.
Conifer Trees, Fallow Land (and other non-producing agricultural areas), and Non-Crop or Non-Planted Areas	Always use a crop oil concentrate containing at least 15% emulsifier at 1% v/v (but not less than 1 pt./A) in the finished spray volume.
*Acceptable crop oil concentrates would be those that contain a minimum of 80% oils and 15% emulsifier. A crop oil concentrate must contain either a petroleum or vegetable oil base and must meet all the following criteria: be non-phytotoxic, contain only EPA-exempt ingredients, provide good mixing quality, and be successful in local experience. Highly refined vegetable oils have proven more satisfactory than unrefined vegetable oils.	

**Ground Application**

Use of sufficient spray volumes and pressure is essential to ensure complete coverage. Use a minimum of 5 gals. and a maximum of 40 gals. of spray solution per acre. Under the following conditions a minimum of 10 gals. per acre is required: ultra-narrow row cotton, narrow row soybeans, broadleaf herbicide tank mixes, perennial grasses, volunteer corn, drought or stress conditions, heavy grass pressure or when grasses are at or near maximum height. Failure to use a minimum of 10 gals. per acre under these conditions can result in poor coverage and reduced grass control requiring repeat applications. Spray pressures must reflect a minimum of 30 PSI and a maximum of 60 PSI at the nozzle. **DO NOT** use flood nozzles.

Applications to onions (dry bulb), green onion and garlic must be made in a minimum of 20 gals. of spray solution per acre.

**Air Application**

Use a minimum of 3 gals. of spray solution per acre, unless otherwise directed in this label. Increase spray volumes up to 10 gals. as grass or crop foliage becomes dense. For onions (dry bulb), green onion or garlic: When applying by air **DO NOT** exceed 8 fl. oz./A (0.125 lb. a.i.) in a single application. In California, make air applications to onions or garlic in a minimum of 20 gals. of spray solution per acre. In states other than California, air application to onions or garlic must be made in a minimum of 10 gals. of spray solution per acre.

**NOTE:** Crop injury may occur when **Axill Solutions Clethodim 2EC** is applied to onions or garlic with aerial equipment.

**Spot Treatment**

When using hand sprayers or high-volume sprayers utilizing hand guns, mix ¼ to ½% (0.33 oz. to 0.65 oz. per gal.) **Axill Solutions Clethodim 2EC** and treat to wet vegetation, while not allowing runoff of spray solution. For uses requiring crop oil concentrate, include crop oil concentrate at 1% (1.3 oz. per gal.) by volume. For uses requiring non-ionic surfactant, include non-ionic surfactant at ¼% (0.33 oz. per gal.) by volume.

**NOTE:** If **Axill Solutions Clethodim 2EC** is applied as a spot treatment, **DO NOT** exceed the maximum rate allowed on a “per acre” basis or crop injury may occur.

**CHEMIGATION – ONION (Dry Bulb), GREEN ONION, AND GARLIC SPRINKLER IRRIGATION APPLICATION**

Only apply **Axill Solutions Clethodim 2EC** by chemigation to onion (dry bulb), green onion, and garlic crops. May be applied to onions and garlic by sprinkler irrigation systems.

Apply **Axill Solutions Clethodim 2EC** at the high rate for annual grasses (16 fl. oz. per acre; 0.250 lb. a.i.) when the grass height is at the low end of the range (application to larger grasses may not provide adequate control). Add a crop oil concentrate containing at least 15% emulsifier at 1 quart per acre.

Apply **Axill Solutions Clethodim 2EC** in 0.1 to 0.2 acre-inch of water either at the end of a regular irrigation set or as a separate application not associated with a regular irrigation using the least amount of water that provides proper distribution and coverage. Application of more than label specified quantities of irrigation water per acre may result in decreased product performance by removing the chemical from the zone of effectiveness. Use a metering device to inject the **Axill Solutions Clethodim 2EC** into the irrigation water at a constant flow. Constant agitation must be maintained in the chemical supply tank during the entire period of herbicide application. Inject the product with a positive displacement pump into the main line ahead of a right angle turn to ensure adequate mixing. Allow time for all lines to flush the herbicide through all nozzles before turning off irrigation water. To ensure the lines are flushed and free of remaining herbicide, a dye indicator may be injected into the lines to mark the end of the application period.

**Restrictions:**

- **DO NOT** apply **Axill Solutions Clethodim 2EC** by chemigation in the states of Idaho, Montana, Oregon, and Washington.
- **DO NOT** apply this product through any irrigation system connected to a public water system.
- **DO NOT** apply by chemigation to any other crop, or to this crop using any other type of irrigation system.
- **DO NOT** apply **Axill Solutions Clethodim 2EC** through an irrigation system connected to a public water system. Public water system means a system for the provision to the public of piped water for human consumption, if such system has at least 15 service connections or regularly serves an average of at least 25 individuals daily at least 60 days out of the year.
- **DO NOT** apply this product through any other type of irrigation system (i.e., Public Irrigation System).
- **DO NOT** connect an irrigation system (including greenhouse systems) used for pesticide application to a public water system, unless the label-prescribed safety devices for public water systems are in place.
- A person knowledgeable of the chemigation system and responsible for its operation or under supervision of the responsible person, shall shut the system down and make necessary adjustments if the need arises.
- The system must contain a functional check valve, vacuum relief valve, and low pressure drain appropriately located on the irrigation pipeline to prevent water source contamination from backflow.
- The pesticide injection pipeline must contain a functional, automatic, quick-closing check valve to prevent the flow of fluid back toward the injection pump.
- The pesticide injection pipeline must also contain a functional, normally closed solenoid-operated valve located on the intake side of the injection pump and connected to the system interlock to prevent fluid from being withdrawn from the supply tank when the irrigation system is either automatically or manually shut down.
- The system must contain functional interlocking controls to automatically shut off the pesticide injection pump when the water pump motor stops.
- The irrigation line or water pump must include a functional pressure switch which will stop the water pump motor when the water pressure decreases to the point where pesticide distribution is adversely affected.
- Systems must use a metering pump, including a positive displacement injection pump (e.g., diaphragm pump) effectively designed and constructed of materials that are compatible with pesticides and capable of being fitted with a system interlock.
- **DO NOT** apply when wind speed favors drift beyond the area intended for treatment.
- **DO NOT** connect an irrigation system (including greenhouse systems) used for pesticide application to a public water system, unless the label-prescribed safety devices for public water supplies are in place.

**Precautions:**

- Apply this product only through sprinkler irrigation systems including center pivot, lateral move, end tow, side (wheel) roll, travelers, big gun, solid set, or hand move. Do not apply this product through any other type of irrigation system.
- Crop injury, lack of effectiveness, or illegal pesticide residues in the crop may result from non-uniform distribution of treated water.
- If you have any questions about calibration, contact State Extension Service specialists, equipment manufacturers or other experts.

**CROP SPECIFIC RESTRICTIONS AND LIMITATIONS FOR AXILL SOLUTIONS CLETHODIM 2EC**

Crops <sup>1</sup>	Minimum Time from Application to Harvest (PHI)	Use Rates/Acre	Crop Oil Concentrate Rates/Acre <sup>2</sup>
<b>Alfalfa, including:</b> Sainfoin Holy Clover Birdsfoot Trefoil <sup>3</sup>	15 days before grazing, feeding, or harvesting (cutting) for forage or hay.	6 - 16 fl. oz. <sup>4</sup> (0.094 - 0.250 lb. a.i.)	1 qt. by ground or 1% v/v (but not less than 1 pt./A) by air. <sup>5</sup>

**Application Instructions:**

Refer to tank mix partners for feeding, grazing, and harvesting restrictions. The addition of Ammonium Sulfate (AMS) has shown improved grass control for difficult to control species including: quackgrass, rhizome Johnsongrass, red rice, wild oats, volunteer cereals, and volunteer corn.

**Restrictions:**

- **DO NOT** apply more than 16 fl. oz. (0.250 lb. a.i.) per acre per application.
- **DO NOT** apply more than 32 fl. oz. (0.500 lb. a.i.) per acre per year.
- **DO NOT** apply more than 4 applications at the lowest rate, 6 fl. oz. (0.094 lb. a.i.), or 2 applications at the highest rate, 16 fl. oz. (0.250 lb. a.i.), per year.
- **RTI:** For repeat applications, make on a minimum of a 14-day interval.
- **DO NOT** apply this product plus 2,4-DB as a tank mix to alfalfa, unless the 60-day feeding, grazing, and harvesting restriction on the 2,4-DB label can be observed.

<sup>1</sup>**Axill Solutions Clethodim 2EC** is not to be used on vegetable crops being grown for seed production, unless specific use directions are provided.

<sup>2</sup>Acceptable crop oil concentrates would be those which contain a minimum of 80% oils and 15% emulsifier. A crop oil concentrate must contain either a petroleum or vegetable oil base and must meet all the following criteria: be non-phytotoxic, contain only EPA-exempt ingredients, provide good mixing quality and be successful in local experience. Highly refined vegetable oils have proven more satisfactory than unrefined vegetable oils. Refer to the **ADDITION OF ADJUVANT OR CROP OIL CONCENTRATE** section for further information.

<sup>3</sup>**Axill Solutions Clethodim 2EC** may be applied to seedling or established alfalfa grown for seed, hay, silage, green crop, or direct grazing.

<sup>4</sup>For weed control in established alfalfa, the minimum use rate is 10 fl. oz./A (0.156 lb. a.i./A).

<sup>5</sup>1 to 2 qts./A of liquid fertilizer (10-34-0, 28%N or 32%N), or an equivalent amount (2.5 - 4.0 lbs./A) of spray grade ammonium sulfate (AMS) may be added to **Axill Solutions Clethodim 2EC** applications, in addition to the specified rate of crop oil concentrate.

Crops <sup>1</sup>	Minimum Time from Application to Harvest (PHI)	Use Rates/Acre	Crop Oil Concentrate Rates/Acre <sup>2</sup>
Artichoke (Globe)	5 days	6 - 8 fl. oz. (0.094 - 0.125 lb. a.i.)	1% v/v in the finished spray volume.

**Restrictions:**

- **DO NOT** apply more than 8 fl. oz. (0.125 lb. a.i.) per acre per application.
- **DO NOT** apply more than 32 fl. oz. (0.500 lb. a.i.) per acre per year.
- **DO NOT** apply more than 4 applications per year.
- **RTI:** For repeat applications, make on a minimum of a 14-day interval.

<sup>1</sup>**Axill Solutions Clethodim 2EC** is not to be used on vegetable crops being grown for seed production, unless specific use directions are provided.

<sup>2</sup>Acceptable crop oil concentrates would be those which contain a minimum of 80% oils and 15% emulsifier. A crop oil concentrate must contain either a petroleum or vegetable oil base and must meet all the following criteria: be non-phytotoxic, contain only EPA-exempt ingredients, provide good mixing quality and be successful in local experience. Highly refined vegetable oils have proven more satisfactory than unrefined vegetable oils. Refer to the **ADDITION OF ADJUVANT OR CROP OIL CONCENTRATE** section for further information.

Crops <sup>1</sup>	Minimum Time from Application to Harvest (PHI)	Use Rates/Acre	Crop Oil Concentrate Rates/Acre <sup>2</sup>
Asparagus	1 day	6 - 8 fl. oz. (0.094 - 0.125 lb. a.i.)	1% v/v in the finished spray volume.

**Restrictions:**

- **DO NOT** apply more than 8 fl. oz. (0.125 lb. a.i.) per acre in a single application.
- **DO NOT** apply more than 32 fl. oz. (0.500 lb. a.i.) per acre per year.
- **DO NOT** apply more than 4 applications at 6 - 8 fl. oz. per acre per year.
- **RTI:** For repeat applications, make on a minimum of a 14-day interval.

<sup>1</sup>**Axill Solutions Clethodim 2EC** is not to be used on vegetable crops being grown for seed production, unless specific use directions are provided.

<sup>2</sup>Acceptable crop oil concentrates would be those which contain a minimum of 80% oils and 15% emulsifier. A crop oil concentrate must contain either a petroleum or vegetable oil base and must meet all the following criteria: be non-phytotoxic, contain only EPA-exempt ingredients, provide good mixing quality and be successful in local experience. Highly refined vegetable oils have proven more satisfactory than unrefined vegetable oils. Refer to the **ADDITION OF ADJUVANT OR CROP OIL CONCENTRATE** section for further information.

Crops <sup>1</sup>	Minimum Time from Application to Harvest (PHI)	Use Rates/Acre	Crop Oil Concentrate Rates/Acre <sup>2</sup>
<b>Bean (Dry, Shelled)</b> <b>Dry Shelled Pea and Bean (except Soybean) Subgroup 6C, including:</b> Bean ( <i>Lupinus</i> spp.) Grain Sweet White White Sweet Bean ( <i>Phaseolus</i> spp.) Field Kidney Lima (Dry) Navy Pinto Tepary Bean ( <i>Vigna</i> spp.) Adzuki Bean Blackeyed Pea Catjang Cowpea Crowder Pea Moth Bean Mung Bean Rice Bean Southern Pea Urd Bean Broad (Dry) Chickpea (Garbanzo) Guar Lablab Bean Lentil	30 days	6 - 16 fl. oz. (0.094 - 0.250 lb. a.i.)	1 qt. by ground or 1% v/v (but not less than 1 pt./A) by air. <sup>3</sup>

**Application Instructions:**

Refer to appropriate Table for reduced rate directions for the control of small annual grasses. The addition of Ammonium Sulfate (AMS) has shown improved grass control for difficult to control species including: quackgrass, rhizome Johnsongrass, red rice, wild oats, volunteer cereals, and volunteer corn.

**Restrictions:**

- **DO NOT** apply more than 16 fl. oz. (0.250 lb. a.i.) per acre per application.
- **DO NOT** apply more than 32 fl. oz. (0.500 lb. a.i.) per acre per year.
- **DO NOT** apply more than 4 applications at the lowest rate, 6 fl. oz. (0.094 lb. a.i.), or 2 applications at the highest rate, 16 fl. oz. (0.250 lb. a.i.), per year.
- **RTI:** For repeat applications, make on a minimum of 14-day interval.

<sup>1</sup>**Axill Solutions Clethodim 2EC** is not to be used on vegetable crops being grown for seed production, unless specific use directions are provided.

<sup>2</sup>Acceptable crop oil concentrates would be those which contain a minimum of 80% oils and 15% emulsifier. A crop oil concentrate must contain either a petroleum or vegetable oil base and must meet all the following criteria: be non-phytotoxic, contain only EPA-exempt ingredients, provide good mixing quality and be successful in local experience. Highly refined vegetable oils have proven more satisfactory than unrefined vegetable oils. Refer to the **ADDITION OF ADJUVANT OR CROP OIL CONCENTRATE** section for further information.

<sup>3</sup>1 to 2 qts./A of liquid fertilizer (10-34-0, 28%N or 32%N), or an equivalent amount (2.5 - 4.0 lbs./A) of spray grade ammonium sulfate (AMS) may be added to **Axill Solutions Clethodim 2EC** applications, in addition to the specified rate of crop oil concentrate.

Crops <sup>1</sup>	Minimum Time from Application to Harvest (PHI)	Use Rates/Acre	Crop Oil Concentrate Rates/Acre <sup>2</sup>
<b>Bean (Succulent, Shelled)</b> <b>Succulent Shelled Pea and Bean Subgroup 6B, including:</b> Bean ( <i>Phaseolus</i> spp.) Broad Bean (Succulent) Lima Bean (Green) Bean ( <i>Vigna</i> spp.) Black-eyed Pea Cowpea Southern Pea	21 days	6 - 8 fl. oz. (0.094 - 0.125 lb. a.i.)	1 qt. by ground or 1% v/v (but not less than 1 pt./A) by air. <sup>3</sup>

**Application Instructions:**

Refer to appropriate Table for reduced rate directions for the control of small annual grasses. The addition of Ammonium Sulfate (AMS) has shown improved grass control for difficult to control species including: quackgrass, rhizome Johnsongrass, red rice, wild oats, volunteer cereals, and volunteer corn.

**Restrictions:**

- **DO NOT** apply more than 8 fl. oz. (0.125 lb. a.i.) per acre per application.
- **DO NOT** apply more than 8 fl. oz. (0.125 lb. a.i.) per acre per year.
- **DO NOT** apply more than 1 application per acre per year.

<sup>1</sup>**Axill Solutions Clethodim 2EC** is not to be used on vegetable crops being grown for seed production, unless specific use directions are provided.

<sup>2</sup>Acceptable crop oil concentrates would be those which contain a minimum of 80% oils and 15% emulsifier. A crop oil concentrate must contain either a petroleum or vegetable oil base and must meet all the following criteria: be non-phytotoxic, contain only EPA-exempt ingredients, provide good mixing quality and be successful in local experience. Highly refined vegetable oils have proven more satisfactory than unrefined vegetable oils. Refer to the **ADDITION OF ADJUVANT OR CROP OIL CONCENTRATE** section for further information.

<sup>3</sup>1 to 2 qts./A of liquid fertilizer (10-34-0, 28%N, or 32%N), or an equivalent amount (2.5 - 4.0 lbs./A) of spray grade ammonium sulfate (AMS) may be added to **Axill Solutions Clethodim 2EC** applications, in addition to the specified rate of crop oil concentrate.

Crops <sup>1</sup>	Minimum Time from Application to Harvest (PHI)	Use Rates/Acre	Crop Oil Concentrate Rates/Acre <sup>2</sup>
<b>Beet, Garden</b>	30 days	6 - 8 fl. oz. (0.094 - 0.125 lb. a.i.)	1% v/v in the finished spray volume.

**Restrictions:**

- **DO NOT** apply more than 8 fl. oz. (0.125 lb. a.i.) per acre per application.
- **DO NOT** exceed 32 fl. oz. (0.500 lb. a.i.) per acre per year.
- **DO NOT** apply more than 4 application per acre per year.
- **RTI:** For repeat applications, make on a minimum of a 14-day interval.

<sup>1</sup>**Axill Solutions Clethodim 2EC** is not to be used on vegetable crops being grown for seed production, unless specific use directions are provided.

<sup>2</sup>Acceptable crop oil concentrates would be those which contain a minimum of 80% oils and 15% emulsifier. A crop oil concentrate must contain either a petroleum or vegetable oil base and must meet all the following criteria: be non-phytotoxic, contain only EPA-exempt ingredients, provide good mixing quality and be successful in local experience. Highly refined vegetable oils have proven more satisfactory than unrefined vegetable oils. Refer to the **ADDITION OF ADJUVANT OR CROP OIL CONCENTRATE** section for further information.

Crops <sup>1</sup>	Minimum Time from Application to Harvest (PHI)	Use Rates/Acre	Crop Oil Concentrate Rates/Acre <sup>2</sup>
<b>Vegetable, Brassica, Head and Stem Group 5-16, including:</b> Broccoli Broccoli, Chinese Brussels Sprouts Cabbage Cabbage, Chinese (Napa) Cabbage, Chinese Mustard Cauliflower Cavalo Broccolo Kohlrabi (Not registered for use in California.)	30 days	6 - 8 fl. oz. (0.094 - 0.125 lb. a.i.)	1% v/v in the finished spray volume.
<b>Restrictions:</b> <ul style="list-style-type: none"> <li>• <b>DO NOT</b> apply more than 8 fl. oz. (0.125 lb. a.i.) per acre per application.</li> <li>• <b>DO NOT</b> apply more than 32 fl. oz. (0.500 lb. a.i.) per acre per year.</li> <li>• <b>DO NOT</b> apply more than 4 applications per acre per year.</li> <li>• <b>RTI:</b> For repeat applications, make on a minimum of a 14-day interval.</li> </ul> <p><sup>1</sup><b>Axill Solutions Clethodim 2EC</b> is not to be used on vegetable crops being grown for seed production, unless specific use directions are provided.</p> <p><sup>2</sup>Acceptable crop oil concentrates would be those which contain a minimum of 80% oils and 15% emulsifier. A crop oil concentrate must contain either a petroleum or vegetable oil base and must meet all the following criteria: be non-phytotoxic, contain only EPA-exempt ingredients, provide good mixing quality and be successful in local experience. Highly refined vegetable oils have proven more satisfactory than unrefined vegetable oils. Refer to the <b>ADDITION OF ADJUVANT OR CROP OIL CONCENTRATE</b> section for further information.</p>			

Crops <sup>1</sup>	Minimum Time from Application to Harvest (PHI)	Use Rates/Acre	Crop Oil Concentrate Rates/Acre <sup>2</sup>
<p><b>Brassica Leafy Greens Subgroup 4-16B (except Radish Leaves, Turnip Greens and Watercress), including:</b>  Arugula  Broccoli, Chinese  Broccoli Raab  Cabbage, Abyssinian  Cabbage, Chinese (Bok Choy)  Cabbage, Seakale  Collards  Cress, Garden  Cress, Upland  Hanover Salad  Kale  Maca (Leaves)  Mizuna  Mustard Greens  Rape Greens  Rocket, Wild  Shepherd's Purse  Cultivars, varieties, and/or hybrids of these commodities.</p> <p>(Not registered for use in California.)</p>	14 days	6 - 8 fl. oz. (0.094 - 0.125 lb. a.i.)	1% v/v in the finished spray volume.
<p><b>Restrictions:</b></p> <ul style="list-style-type: none"> <li>• <b>DO NOT</b> apply more than 8 fl. oz. (0.125 lb. a.i.) per acre per application.</li> <li>• <b>DO NOT</b> apply more than 4 applications per acre per year.</li> <li>• <b>DO NOT</b> apply more than 32 fl. oz. (0.500 lb. a.i.) per acre per year.</li> <li>• <b>RTI:</b> For repeat applications, make on a minimum of a 14-day interval.</li> </ul> <p><sup>1</sup><b>Axill Solutions Clethodim 2EC</b> is not to be used on vegetable crops being grown for seed production, unless specific use directions are provided.</p> <p><sup>2</sup>Acceptable crop oil concentrates would be those which contain a minimum of 80% oils and 15% emulsifier. A crop oil concentrate must contain either a petroleum or vegetable oil base and must meet all the following criteria: be non-phytotoxic, contain only EPA-exempt ingredients, provide good mixing quality and be successful in local experience. Highly refined vegetable oils have proven more satisfactory than unrefined vegetable oils. Refer to the <b>ADDITION OF ADJUVANT OR CROP OIL CONCENTRATE</b> section for further information.</p>			

Crops <sup>1</sup>	Minimum Time from Application to Harvest (PHI)	Use Rates/Acre	Crop Oil Concentrate Rates/Acre <sup>2</sup>
<b>Berry Low Growing (except Cranberry and Strawberry)</b> <b>Subgroup 13-07G, including:</b> Bearberry Bilberry Blueberry, Lowbush Cloudberry Lingonberry Muntries Partridgeberry	45 days	4 - 8 fl. oz. (0.063 - 0.125 lb. a.i.)	Non-ionic surfactant (NIS) at 0.25% v/v
<p><b>Application Instructions:</b>            Verify crop safety to <b>Axill Solutions Clethodim 2EC</b> on a small area of the crop, at the desired <b>Axill Solutions Clethodim 2EC</b> rate and with the same non-ionic surfactant (NIS) that will be used on the field. If no crop response is evident 7 days after treatment, <b>Axill Solutions Clethodim 2EC</b> may be used on the entire field at the rate tested and with the same NIS used in the crop safety test.</p> <p><b>Restrictions:</b></p> <ul style="list-style-type: none"> <li>• <b>DO NOT</b> apply more than 8 fl. oz. (0.125 lb. a.i.) per acre per application.</li> <li>• <b>DO NOT</b> make more than 4 applications per acre per year.</li> <li>• <b>DO NOT</b> apply more than 32 fl. oz. (0.500 lb. a.i.) per acre per year.</li> <li>• <b>RTI:</b> For repeat applications, make on a minimum of a 14-day interval.</li> </ul> <p><sup>1</sup><b>Axill Solutions Clethodim 2EC</b> is not to be used on vegetable crops being grown for seed production, unless specific use directions are provided.</p> <p><sup>2</sup>Acceptable crop oil concentrates would be those which contain a minimum of 80% oils and 15% emulsifier. A crop oil concentrate must contain either a petroleum or vegetable oil base and must meet all the following criteria: be non-phytotoxic, contain only EPA-exempt ingredients, provide good mixing quality and be successful in local experience. Highly refined vegetable oils have proven more satisfactory than unrefined vegetable oils. Refer to the <b>ADDITION OF ADJUVANT OR CROP OIL CONCENTRATE</b> section for further information.</p>			

Crops <sup>1</sup>	Minimum Time from Application to Harvest (PHI)	Use Rates/Acre	Crop Oil Concentrate Rates/Acre <sup>2</sup>
<b>Bushberry Subgroup 13-07B, including:</b> Aronia Berry Blueberry, Highbush Chilean Guava Cranberry, Highbush Currant, Black Currant, Buffalo Currant, Native Currant, Red Elderberry European Barberry Gooseberry Honeysuckle, Edible Huckleberry Jostaberry Juneberry Saskatoon Berry Salal Sea Buckthorn Cultivars, varieties and/or hybrids of these.	14 days	6 - 8 fl. oz. (0.094 - 0.125 lb. a.i.)	1% v/v in the finished spray volume.

**Application Instructions:**

Apply at the base of the plant where grassy weeds are growing near the ground.

**Restrictions:**

- **DO NOT** apply more than 8 fl. oz. (0.125 lb. a.i.) per acre per application.
- **DO NOT** apply more than 32 fl. oz. (0.500 lb. a.i.) per acre per year.
- **DO NOT** apply more than 4 applications at 6 - 8 fl. oz. per acre per year.
- **RTI:** For repeat applications, make on a minimum of a 14-day interval.
- **DO NOT** apply to low growing berries.
- **DO NOT** apply to Bushberry grown for root stock.

<sup>1</sup>**Axill Solutions Clethodim 2EC** is not to be used on vegetable crops being grown for seed production, unless specific use directions are provided.

<sup>2</sup>Acceptable crop oil concentrates would be those which contain a minimum of 80% oils and 15% emulsifier. A crop oil concentrate must contain either a petroleum or vegetable oil base and must meet all the following criteria: be non-phytotoxic, contain only EPA-exempt ingredients, provide good mixing quality and be successful in local experience. Highly refined vegetable oils have proven more satisfactory than unrefined vegetable oils. Refer to the **ADDITION OF ADJUVANT OR CROP OIL CONCENTRATE** section for further information.

Crops <sup>1</sup>	Minimum Time from Application to Harvest (PHI)	Use Rates/Acre	Crop Oil Concentrate Rates/Acre <sup>2</sup>
<b>Caneberry Subgroup 13-07A, including:</b> Blackberry Loganberry Raspberry, Black Raspberry, Red Raspberry, Wild Cultivars, varieties and/or hybrids of these.	7 days	6 - 8 fl. oz. (0.094 - 0.125 lb. a.i.)	1% v/v in the finished spray volume.

**Application Instructions:**

Apply at the base of the plant where grassy weeds are growing near the ground.

**Restrictions:**

- **DO NOT** apply more than 8 fl. oz. (0.125 lb. a.i.) per acre per application.
- **DO NOT** apply more than 32 fl. oz. (0.500 lb. a.i.) per acre per year.
- **DO NOT** apply more than 4 applications at 6 - 8 fl. oz. per acre per year.
- **RTI:** For repeat applications, make on a minimum of a 14-day interval.
- **DO NOT** apply to low growing berries.
- **DO NOT** apply to Caneberry grown for root stock.

<sup>1</sup>**Axill Solutions Clethodim 2EC** is not to be used on vegetable crops being grown for seed production, unless specific use directions are provided.

<sup>2</sup>Acceptable crop oil concentrates would be those which contain a minimum of 80% oils and 15% emulsifier. A crop oil concentrate must contain either a petroleum or vegetable oil base and must meet all the following criteria: be non-phytotoxic, contain only EPA-exempt ingredients, provide good mixing quality and be successful in local experience. Highly refined vegetable oils have proven more satisfactory than unrefined vegetable oils. Refer to the **ADDITION OF ADJUVANT OR CROP OIL CONCENTRATE** section for further information.

Crops <sup>1</sup>	Minimum Time from Application to Harvest (PHI)	Use Rates/Acre	Crop Oil Concentrate Rates/Acre <sup>2</sup>
<b>Canola (except flax seed)</b> <b>Rapeseed Subgroup 20A,</b> <b>including:</b> Borage Crambe Cuphea Echium Gold of Pleasure (Camelina) Hare's Ear Mustard Lesquerella Lunaria Meadowfoam Milkweed Oil Radish Poppy Seed Rapeseed (Canola) Sweet Rocket Cultivars, varieties, and/or hybrids of these.  (Not registered for use in California.)	70 days	4 - 6 fl. oz. (0.063 - 0.094 lb. a.i.)	1% v/v in the finished spray volume.

**Application Instructions:**

Verify crop sensitivity to **Axill Solutions Clethodim 2EC** on a small area of the crop at the desired **Axill Solutions Clethodim 2EC** rate and with the same non-ionic surfactant (NIS) that will be used on the field. If no crop response is evident 7 days after treatment, **Axill Solutions Clethodim 2EC** may be used on the entire field at the rate tested and with the same NIS used in the sensitivity test.

**Restrictions:**

- **DO NOT** apply after crop has begun bolting. Crop injury may occur when **Axill Solutions Clethodim 2EC** is applied during the bloom period.
- **DO NOT** apply more than 6 fl. oz. (0.094 lb. a.i.) per acre per application.
- **DO NOT** apply more than 6 fl. oz. (0.094 lb. a.i.) per acre per year.
- **DO NOT** apply more than 1 application per acre per year.

<sup>1</sup>**Axill Solutions Clethodim 2EC** is not to be used on vegetable crops being grown for seed production, unless specific use directions are provided.

<sup>2</sup>Acceptable crop oil concentrates would be those which contain a minimum of 80% oils and 15% emulsifier. A crop oil concentrate must contain either a petroleum or vegetable oil base and must meet all the following criteria: be non-phytotoxic, contain only EPA-exempt ingredients, provide good mixing quality and be successful in local experience. Highly refined vegetable oils have proven more satisfactory than unrefined vegetable oils. Refer to the **ADDITION OF ADJUVANT OR CROP OIL CONCENTRATE** section for further information.

Crops <sup>1</sup>	Minimum Time from Application to Harvest (PHI)	Use Rates/Acre	Crop Oil Concentrate Rates/Acre <sup>2</sup>
Clover	15 days before grazing, feeding, or harvesting (cutting) for forage or hay.	6 - 16 fl. oz. (0.094 - 0.250 lb. a.i.)	1% v/v in the finished spray volume.

**Application Instructions:**

For use on clover grown in the states of Idaho, Oregon, and Washington only. For repeat applications, make on a minimum of a 14- day interval.

**Restrictions:**

- **DO NOT** apply more than 16 fl. oz. (0.250 lb. a.i.) per acre per application.
- **DO NOT** exceed 16 fl. oz. (0.250 lb. a.i.) per acre per year.
- **DO NOT** make more than 2 applications at the lowest rate, 6-8 fl. oz. (0.094-0.125 lb. a.i./A), or 1 application at the highest rate, 16 fl. oz. (0.25 lb. a.i./A), per acre per year.

<sup>1</sup>**Axill Solutions Clethodim 2EC** is not to be used on vegetable crops being grown for seed production, unless specific use directions are provided.

<sup>2</sup>Acceptable crop oil concentrates would be those which contain a minimum of 80% oils and 15% emulsifier. A crop oil concentrate must contain either a petroleum or vegetable oil base and must meet all the following criteria: be non-phytotoxic, contain only EPA-exempt ingredients, provide good mixing quality and be successful in local experience. Highly refined vegetable oils have proven more satisfactory than unrefined vegetable oils. Refer to the **ADDITION OF ADJUVANT OR CROP OIL CONCENTRATE** section for further information.

Crops <sup>1</sup>	Minimum Time from Application to Harvest (PHI)	Use Rates/Acre	Crop Oil Concentrate Rates/Acre <sup>2</sup>
<b>Corn, Field</b> For burndown of existing stand of Roundup Ready field corn or volunteer Roundup Ready field corn before replanting field corn.  See Directions for Use in Roundup Ready Field Corn (Burndown) table.	90 days	3 fl. oz. (0.047 lb. a.i.)	<b>DO NOT</b> use COC or MSO with <b>Axill Solutions Clethodim 2EC</b> in this use pattern.

**Application Instructions:**

To control the existing stand, replant no sooner than 6 days after application.

**Restrictions:**

- **DO NOT** make more than 1 application at 3 fl. oz. per year.
- **DO NOT** apply more than 3 fl. oz./A (0.047 lb. a.i.) per year.
- **DO NOT** apply more than 3 fl. oz./A (0.047 lb. a.i.) per application.

<sup>1</sup>**Axill Solutions Clethodim 2EC** is not to be used on vegetable crops being grown for seed production, unless specific use directions are provided.

<sup>2</sup>Acceptable crop oil concentrates would be those which contain a minimum of 80% oils and 15% emulsifier. A crop oil concentrate must contain either a petroleum or vegetable oil base and must meet all the following criteria: be non-phytotoxic, contain only EPA-exempt ingredients, provide good mixing quality and be successful in local experience. Highly refined vegetable oils have proven more satisfactory than unrefined vegetable oils. Refer to the **ADDITION OF ADJUVANT OR CROP OIL CONCENTRATE** section for further information.

Crops <sup>1</sup>	Minimum Time from Application to Harvest (PHI)	Use Rates/Acre	Crop Oil Concentrate Rates/Acre <sup>2</sup>
<b>Cotton (including cotton grown for seed)</b> <b>Cottonseed Subgroup 20C, including:</b> Cottonseed Cultivars, varieties, and/or hybrids of these.	60 days	6 - 16 fl. oz. (0.094 - 0.250 lb. a.i.)	1 qt. by ground or 1% v/v (but not less than 1 pt./A) by air. <sup>3</sup>

**Application Instructions:**

The addition of Ammonium Sulfate (AMS) has shown improved grass control for difficult to control species including: quackgrass, rhizome Johnsongrass, red rice, wild oats, volunteer cereals, and volunteer corn.

**Restrictions:**

- **DO NOT** apply more than 16 fl. oz. (0.250 lb. a.i.) per acre per application.
- **DO NOT** apply more than 32 fl. oz. (0.500 lb. a.i.) per acre per year.
- **DO NOT** apply more than 4 applications at the lowest rate, 6 fl. oz. (0.094 lb. a.i.), or 2 applications at the highest rate, 16 fl. oz. (0.250 lb. a.i.), per year.
- **RTI:** For repeat applications, make on a minimum of a 14-day interval.
- **DO NOT** graze treated fields or feed treated forage or hay to livestock.

<sup>1</sup>**Axill Solutions Clethodim 2EC** is not to be used on vegetable crops being grown for seed production, unless specific use directions are provided.

<sup>2</sup>Acceptable crop oil concentrates would be those which contain a minimum of 80% oils and 15% emulsifier. A crop oil concentrate must contain either a petroleum or vegetable oil base and must meet all the following criteria: be non-phytotoxic, contain only EPA-exempt ingredients, provide good mixing quality and be successful in local experience. Highly refined vegetable oils have proven more satisfactory than unrefined vegetable oils. Refer to the **ADDITION OF ADJUVANT OR CROP OIL CONCENTRATE** section for further information.

<sup>3</sup>1 to 2 qts./A of liquid fertilizer (10-34-0, 28%N, or 32%N), or an equivalent amount (2.5 - 4.0 lbs./A) of spray grade ammonium sulfate (AMS) may be added to **Axill Solutions Clethodim 2EC** applications, in addition to the specified rate of crop oil concentrate.

Crops <sup>1</sup>	Minimum Time from Application to Harvest (PHI)	Use Rates/Acre	Crop Oil Concentrate Rates/Acre <sup>2</sup>
<b>Cranberry</b>	30 days	6 - 8 fl. oz. (0.094 - 0.125 lb. a.i.)	1% v/v in the finished spray volume.

**Restrictions:**

- **DO NOT** apply more than 8 fl. oz. (0.125 lb. a.i.) per acre per application.
- **DO NOT** apply more than 32 fl. oz. (0.500 lb. a.i.) per acre per year.
- **DO NOT** apply more than 4 applications per acre per year.
- **RTI:** For repeat applications, make on a minimum of a 14-day interval.
- **DO NOT** apply between the “hook” stage and full fruit set.

<sup>1</sup>**Axill Solutions Clethodim 2EC** is not to be used on vegetable crops being grown for seed production, unless specific use directions are provided.

<sup>2</sup>Acceptable crop oil concentrates would be those which contain a minimum of 80% oils and 15% emulsifier. A crop oil concentrate must contain either a petroleum or vegetable oil base and must meet all the following criteria: be non-phytotoxic, contain only EPA-exempt ingredients, provide good mixing quality and be successful in local experience. Highly refined vegetable oils have proven more satisfactory than unrefined vegetable oils. Refer to the **ADDITION OF ADJUVANT OR CROP OIL CONCENTRATE** section for further information.

Crops <sup>1</sup>	Minimum Time from Application to Harvest (PHI)	Use Rates/Acre	Crop Oil Concentrate Rates/Acre <sup>2</sup>
<b>Fallow Land</b> <b>Conifer Trees (and other non-producing agricultural areas)</b> <b>Non-Crop or Non-Planted Areas</b>	N/A	6 - 16 fl. oz. (0.094 - 0.250 lb. a.i.)	1% v/v (but not less than 1 pt./A) in the finished spray volume using a crop oil concentrate containing at least 15% emulsifier.

**Restrictions:**

- **DO NOT** apply more than 16 fl. oz. (0.250 lb. a.i.) per acre per application.
- **DO NOT** apply more than 32 fl. oz. (0.500 lb. a.i.) per acre per year.
- **DO NOT** apply more than 4 applications at the lowest rate, 6 fl. oz. (0.094 lb. a.i.), or 2 applications at the highest rate, 16 fl. oz. (0.250 lb. a.i.), per year.
- **RTI:** For repeat applications, make on a minimum of a 14-day interval.
- **DO NOT** plant any crop for 30 days after application, unless clethodim is registered for use in that crop.

N/A = Not Applicable

<sup>1</sup>**Axill Solutions Clethodim 2EC** is not to be used on vegetable crops being grown for seed production, unless specific use directions are provided.

<sup>2</sup>Acceptable crop oil concentrates would be those which contain a minimum of 80% oils and 15% emulsifier. A crop oil concentrate must contain either a petroleum or vegetable oil base and must meet all the following criteria: be non-phytotoxic, contain only EPA-exempt ingredients, provide good mixing quality and be successful in local experience. Highly refined vegetable oils have proven more satisfactory than unrefined vegetable oils. Refer to the **ADDITION OF ADJUVANT OR CROP OIL CONCENTRATE** section for further information.

Crops <sup>1</sup>	Minimum Time from Application to Harvest (PHI)	Use Rates/Acre	Crop Oil Concentrate Rates/Acre <sup>2</sup>
<b>Flax</b> (Not registered for use in California.)	60 days	6 - 8 fl. oz. (0.094 - 0.125 lb. a.i.)	1% v/v in the finished spray volume.

**Application Instructions:**

Apply before bloom. Crop injury may occur when **Axill Solutions Clethodim 2EC** is applied during the bloom period.

**Restrictions:**

- **DO NOT** apply more than 8 fl. oz. (0.125 lb. a.i.) per acre per application.
- **DO NOT** apply more than 16 fl. oz. (0.250 lb. a.i.) per acre per year.
- **DO NOT** apply more than 2 applications per acre per year.
- **RTI:** For repeat applications, make on a minimum of a 14-day interval.

<sup>1</sup>**Axill Solutions Clethodim 2EC** is not to be used on vegetable crops being grown for seed production, unless specific use directions are provided.

<sup>2</sup>Acceptable crop oil concentrates would be those which contain a minimum of 80% oils and 15% emulsifier. A crop oil concentrate must contain either a petroleum or vegetable oil base and must meet all the following criteria: be non-phytotoxic, contain only EPA-exempt ingredients, provide good mixing quality and be successful in local experience. Highly refined vegetable oils have proven more satisfactory than unrefined vegetable oils. Refer to the **ADDITION OF ADJUVANT OR CROP OIL CONCENTRATE** section for further information.

Crops <sup>1</sup>	Minimum Time from Application to Harvest (PHI)	Use Rates/Acre	Crop Oil Concentrate Rates/Acre <sup>2</sup>
<b>Fruiting Vegetables (except Tomato &amp; Okra) Group 8-10, including:</b> African Eggplant Bush Tomato Bell Pepper Cocona Currant Tomato Eggplant Garden Huckleberry Goji Berry Groundcherry Martynia Naranjilla Pea Eggplant Pepino Non-Bell Pepper Roselle Scarlet Eggplant Sunberry Tomatillo Tree Tomato Cultivars, varieties, and/or hybrids of these.	20 days	6 - 8 fl. oz. (0.094 - 0.125 lb. a.i.)	1% v/v in the finished spray volume.

**Restrictions:**

- **DO NOT** apply more than 8 fl. oz. (0.125 lb. a.i.) per acre per application.
- **DO NOT** apply more than 32 fl. oz. (0.500 lb. a.i.) per acre per year.
- **DO NOT** apply more than 4 applications per acre per year.
- **RTI:** For repeat applications, make on a minimum of a 14-day interval.

<sup>1</sup>**Axill Solutions Clethodim 2EC** is not to be used on vegetable crops being grown for seed production, unless specific use directions are provided.

<sup>2</sup>Acceptable crop oil concentrates would be those which contain a minimum of 80% oils and 15% emulsifier. A crop oil concentrate must contain either a petroleum or vegetable oil base and must meet all the following criteria: be non-phytotoxic, contain only EPA-exempt ingredients, provide good mixing quality and be successful in local experience. Highly refined vegetable oils have proven more satisfactory than unrefined vegetable oils. Refer to the **ADDITION OF ADJUVANT OR CROP OIL CONCENTRATE** section for further information.

Crops <sup>1</sup>	Minimum Time from Application to Harvest (PHI)	Use Rates/Acre	Crop Oil Concentrate Rates/Acre <sup>2</sup>
<b>Herbs Subgroup 19A, including:</b> Angelica Balm Basil Borage Burnet Camomile Catnip Chervil (Dried) Chive Chive, Chinese Clary Coriander (Leaf) Costmary Cilantro (Leaf) Curry (Leaf) Dill (Dillweed) Horehound Hyssop Lavender Lemongrass Lovage (Leaf) Marigold Marjoram ( <i>Origanum</i> spp.) Nasturtium Parsley (Dried) Pennyroyal Rosemary Rue Sage Savory (Summer and Winter) Sweet Bay Tansy Tarragon Thyme Wintergreen Woodruff Wormwood	14 days	6 - 8 fl. oz. (0.094 - 0.125 lb. a.i.)	1% v/v in the finished spray volume.

**Application Instructions:**

**Axill Solutions Clethodim 2EC** has not been tested on all herbs, and herb varieties. It is the responsibility of the user to test **Axill Solutions Clethodim 2EC** on a small portion of the crop to be treated before treating the entire field. Verify crop sensitivity to **Axill Solutions Clethodim 2EC** on a small area of the herb crop, at the desired **Axill Solutions Clethodim 2EC** rate and with the same crop oil concentrate that will be used on the herb field. If no crop response is evident 7 days after treatment, **Axill Solutions Clethodim 2EC** may be used on the entire field at the rate tested and with the same crop oil used in the sensitivity test.

**Restrictions:**

- **DO NOT** apply more than 8 fl. oz. (0.125 lb. a.i.) per acre per application.
- **DO NOT** apply more than 32 fl. oz. (0.500 lb. a.i.) per acre per year.
- **DO NOT** apply more than 4 applications at per acre per year.
- **RTI:** For repeat applications, make on a minimum of a 14-day interval.

<sup>1</sup>**Axill Solutions Clethodim 2EC** is not to be used on vegetable crops being grown for seed production, unless specific use directions are provided.

<sup>2</sup>Acceptable crop oil concentrates would be those which contain a minimum of 80% oils and 15% emulsifier. A crop oil concentrate must contain either a petroleum or vegetable oil base and must meet all the following criteria: be non-phytotoxic, contain only EPA-exempt ingredients, provide good mixing quality and be successful in local experience. Highly refined vegetable oils have proven more satisfactory than unrefined vegetable oils. Refer to the **ADDITION OF ADJUVANT OR CROP OIL CONCENTRATE** section for further information.

Crops <sup>1</sup>	Minimum Time from Application to Harvest (PHI)	Use Rates/Acre	Crop Oil Concentrate Rates/Acre <sup>2</sup>
Hops	21 days	6 - 8 fl. oz. (0.094 - 0.125 lb. a.i.)	1% v/v in the finished spray volume.
<p><b>Restrictions:</b></p> <ul style="list-style-type: none"> <li>• <b>DO NOT</b> apply more than 8 fl. oz. (0.125 lb. a.i.) per acre per application.</li> <li>• <b>DO NOT</b> apply more than 32 fl. oz. (0.500 lb. a.i.) per acre per year.</li> <li>• <b>DO NOT</b> apply more than 4 applications per acre per year.</li> <li>• <b>RTI:</b> For repeat applications, make on a minimum of a 14-day interval.</li> </ul> <p><sup>1</sup><b>Axill Solutions Clethodim 2EC</b> is not to be used on vegetable crops being grown for seed production, unless specific use directions are provided.</p> <p><sup>2</sup>Acceptable crop oil concentrates would be those which contain a minimum of 80% oils and 15% emulsifier. A crop oil concentrate must contain either a petroleum or vegetable oil base and must meet all the following criteria: be non-phytotoxic, contain only EPA-exempt ingredients, provide good mixing quality and be successful in local experience. Highly refined vegetable oils have proven more satisfactory than unrefined vegetable oils. Refer to the <b>ADDITION OF ADJUVANT OR CROP OIL CONCENTRATE</b> section for further information.</p>			

Crops <sup>1</sup>	Minimum Time from Application to Harvest (PHI)	Use Rates/Acre	Crop Oil Concentrate Rates/Acre <sup>2</sup>
<b>Leaf Petioles Subgroup 4B, including:</b> Cardoon Celery Celery, Chinese Celtuce Fennel, Florence (Finocchio) Rhubarb Swiss Chard	30 days	6 - 8 fl. oz. (0.094 - 0.125 lb. a.i.)	1% v/v in the finished spray volume.
<p><b>Restrictions:</b></p> <ul style="list-style-type: none"> <li>• <b>DO NOT</b> apply more than 8 fl. oz. (0.125 lb. a.i.) per acre per application.</li> <li>• <b>DO NOT</b> apply more than 32 fl. oz. (0.500 lb. a.i.) per acre per year.</li> <li>• <b>DO NOT</b> apply more than 4 applications per acre per year.</li> <li>• <b>RTI:</b> For repeat applications, make on a minimum of a 14-day interval.</li> </ul> <p><sup>1</sup><b>Axill Solutions Clethodim 2EC</b> is not to be used on vegetable crops being grown for seed production, unless specific use directions are provided.</p> <p><sup>2</sup>Acceptable crop oil concentrates would be those which contain a minimum of 80% oils and 15% emulsifier. A crop oil concentrate must contain either a petroleum or vegetable oil base and must meet all the following criteria: be non-phytotoxic, contain only EPA-exempt ingredients, provide good mixing quality and be successful in local experience. Highly refined vegetable oils have proven more satisfactory than unrefined vegetable oils. Refer to the <b>ADDITION OF ADJUVANT OR CROP OIL CONCENTRATE</b> section for further information.</p>			

Crops <sup>1</sup>	Minimum Time from Application to Harvest (PHI)	Use Rates/Acre	Crop Oil Concentrate Rates/Acre <sup>2</sup>
<p><b>Leafy Greens Subgroup 4-16A, including:</b>  Amaranth  Chinese Spinach  Leafy Amaranth  Tampala  Arugula (Roquette)  Chervil  Chrysanthemum, Edible-leaved  Chrysanthemum, Garland  Corn Salad  Cress  Garden  Upland (Yellow Rock and Winter)  Dandelion  Dock (Sorrel)  Endive (Escarole)  Lettuce, Head and Leaf  Orach  Parsley  Purslane  Garden  Winter  Radicchio (Red Chicory)  Spinach  New Zealand Vine (Indian and Malabar)</p> <p>(Not registered for use in California.)</p>	<p>14 days</p>	<p>6 - 8 fl. oz. (0.094 - 0.125 lb. a.i.)</p>	<p>1% v/v in the finished spray volume.</p>

**Restrictions:**

- **DO NOT** apply more than 8 fl. oz. (0.125 lb. a.i.) per acre per application.
- **DO NOT** apply more than 32 fl. oz. (0.500 lb. a.i.) per acre per year.
- **DO NOT** apply more than 4 applications at per acre per year.
- **RTI:** For repeat applications, make on a minimum of a 14-day interval.

<sup>1</sup>**Axill Solutions Clethodim 2EC** is not to be used on vegetable crops being grown for seed production, unless specific use directions are provided.

<sup>2</sup>Acceptable crop oil concentrates would be those which contain a minimum of 80% oils and 15% emulsifier. A crop oil concentrate must contain either a petroleum or vegetable oil base and must meet all the following criteria: be non-phytotoxic, contain only EPA-exempt ingredients, provide good mixing quality and be successful in local experience. Highly refined vegetable oils have proven more satisfactory than unrefined vegetable oils. Refer to the **ADDITION OF ADJUVANT OR CROP OIL CONCENTRATE** section for further information.

Crops <sup>1</sup>	Minimum Time from Application to Harvest (PHI)	Use Rates/Acre	Crop Oil Concentrate Rates/Acre <sup>2</sup>
<b>Legume Vegetables, Edible Podded (except Soybean)</b> <b>Edible-Podded Legume Vegetables Subgroup 6A, including:</b> Bean ( <i>Phaseolus</i> spp.) Runner Snap Wax Bean ( <i>Vigna</i> spp.) Asparagus Chinese Longbean Moth Yardlong Jackbean Pea ( <i>Pisum</i> spp.) Dwarf Edible-Pod Snow Sugar Snap Pigeon Pea Sword Bean	21 days	6 - 8 fl. oz. (0.094 - 0.125 lb. a.i.)	1 qt. by ground or 1% v/v (but not less than 1 pt./A) by air. <sup>3</sup>

**Application Instructions:**

For peas, apply before bloom, but no later than 21 days before harvest. Refer to appropriate Table for reduced rate directions for the control of small annual grasses. The addition of Ammonium Sulfate (AMS) has shown improved grass control for difficult to control species including: quackgrass, rhizome Johnsongrass, red rice, wild oats, volunteer cereals, and volunteer corn.

**Restrictions:**

- **DO NOT** apply more than 8 fl. oz. (0.125 lb. a.i.) per acre per application.
- **DO NOT** apply more than 8 fl. oz. (0.125 lb. a.i.) per acre per year.
- **DO NOT** apply more than 1 application at 6 - 8 fl. oz. per acre per year.

<sup>1</sup>**Axill Solutions Clethodim 2EC** is not to be used on vegetable crops being grown for seed production, unless specific use directions are provided.

<sup>2</sup>Acceptable crop oil concentrates would be those which contain a minimum of 80% oils and 15% emulsifier. A crop oil concentrate must contain either a petroleum or vegetable oil base and must meet all the following criteria: be non-phytotoxic, contain only EPA-exempt ingredients, provide good mixing quality and be successful in local experience. Highly refined vegetable oils have proven more satisfactory than unrefined vegetable oils. Refer to the **ADDITION OF ADJUVANT OR CROP OIL CONCENTRATE** section for further information.

<sup>3</sup>1 to 2 qts./A of liquid fertilizer (10-34-0, 28%N, or 32%N), or an equivalent amount (2.5 - 4.0 lbs./A) of spray grade ammonium sulfate (AMS) may be added to **Axill Solutions Clethodim 2EC** applications, in addition to the specified rate of crop oil concentrate.

Crops <sup>1</sup>	Minimum Time from Application to Harvest (PHI)	Use Rates/Acre	Crop Oil Concentrate Rates/Acre <sup>2</sup>
<b>Melons Subgroup 9A, including:</b> Citron Melon Melon Muskmelons (hybrids and/or cultivars of <i>Cucumis melo</i> ) including: Cantaloupes and Honeydew Watermelon	14 days	6 - 8 fl. oz. (0.094 - 0.125 lb. a.i.)	1% v/v in the finished spray volume.

**Restrictions:**

- **DO NOT** apply more than 8 fl. oz. (0.125 lb. a.i.) per acre per application.
- **DO NOT** apply more than 32 fl. oz. (0.500 lb. a.i.) per acre per year.
- **DO NOT** apply more than 4 applications per acre per year.
- **RTI:** For repeat applications, make on a minimum of a 14-day interval.

<sup>1</sup>**Axill Solutions Clethodim 2EC** is not to be used on vegetable crops being grown for seed production, unless specific use directions are provided.

<sup>2</sup>Acceptable crop oil concentrates would be those which contain a minimum of 80% oils and 15% emulsifier. A crop oil concentrate must contain either a petroleum or vegetable oil base and must meet all the following criteria: be non-phytotoxic, contain only EPA-exempt ingredients, provide good mixing quality and be successful in local experience. Highly refined vegetable oils have proven more satisfactory than unrefined vegetable oils. Refer to the **ADDITION OF ADJUVANT OR CROP OIL CONCENTRATE** section for further information.

Crops <sup>1</sup>	Minimum Time from Application to Harvest (PHI)	Use Rates/Acre	Crop Oil Concentrate Rates/Acre <sup>2</sup>
<b>Mint (Peppermint and Spearmint Tops)</b>	21 days	6 - 16 fl. oz. <sup>3</sup> (0.094 - 0.250 lb. a.i.)	1 qt. by ground or 1% v/v (but not less than 1 pt./A) by air.

**Restrictions:**

- **DO NOT** apply more than 16 fl. oz. (0.250 lb. a.i.) per acre per application.
- **DO NOT** apply more than 32 fl. oz. (0.500 lb. a.i.) per acre per year.
- **DO NOT** apply more than 4 applications at the lowest rate, 6 fl. oz. (0.094 lb. a.i.), or 2 applications at the highest rate, 16 fl. oz. (0.250 lb. a.i.), per year.
- **RTI:** For repeat applications, make on a minimum of a 14-day interval.

<sup>1</sup>**Axill Solutions Clethodim 2EC** is not to be used on vegetable crops being grown for seed production, unless specific use directions are provided.

<sup>2</sup>Acceptable crop oil concentrates would be those which contain a minimum of 80% oils and 15% emulsifier. A crop oil concentrate must contain either a petroleum or vegetable oil base and must meet all the following criteria: be non-phytotoxic, contain only EPA-exempt ingredients, provide good mixing quality and be successful in local experience. Highly refined vegetable oils have proven more satisfactory than unrefined vegetable oils. Refer to the **ADDITION OF ADJUVANT OR CROP OIL CONCENTRATE** section for further information.

<sup>3</sup>For weed control in established mint, the minimum use rate is 10 fl. oz./A (0.156 lb. a.i./A).

Crops <sup>1</sup>	Minimum Time from Application to Harvest (PHI)	Use Rates/Acre	Crop Oil Concentrate Rates/Acre <sup>2</sup>
<b>Mustard Seed</b> (Not registered for use in California.)	75 days	4 - 6 fl. oz. (0.063 - 0.094 lb. a.i.)	1% v/v in the finished spray volume.

**Restrictions:**

- **DO NOT** apply more than 6 fl. oz. (0.094 lb. a.i.) per acre per application.
- **DO NOT** exceed 12 fl. oz. (0.188 lb. a.i.) per acre per year.
- **DO NOT** apply more than 2 applications per acre per year.
- **DO NOT** apply after crop has begun bolting. Crop injury may occur when **Axill Solutions Clethodim 2EC** is applied during the bloom period.

<sup>1</sup>**Axill Solutions Clethodim 2EC** is not to be used on vegetable crops being grown for seed production, unless specific use directions are provided.

<sup>2</sup>Acceptable crop oil concentrates would be those which contain a minimum of 80% oils and 15% emulsifier. A crop oil concentrate must contain either a petroleum or vegetable oil base and must meet all the following criteria: be non-phytotoxic, contain only EPA-exempt ingredients, provide good mixing quality and be successful in local experience. Highly refined vegetable oils have proven more satisfactory than unrefined vegetable oils. Refer to the **ADDITION OF ADJUVANT OR CROP OIL CONCENTRATE** section for further information.

Crops <sup>1</sup>	Minimum Time from Application to Harvest (PHI)	Use Rates/Acre	Crop Oil Concentrate Rates/Acre <sup>2</sup>
<b>Okra</b> (Not registered for use in California.)	3 days	6 - 8 fl. oz. (0.094 - 0.125 lb. a.i.)	1% v/v in the finished spray volume.

**Restrictions:**

- **DO NOT** apply more than 8 fl. oz. (0.125 lb. a.i.) per acre per application.
- **DO NOT** exceed 32 fl. oz. (0.5 lb. a.i.) per acre per year.
- **DO NOT** apply more than 4 applications per acre per year.
- **RTI:** For repeat applications, make on a minimum of a 14-day interval.

<sup>1</sup>**Axill Solutions Clethodim 2EC** is not to be used on vegetable crops being grown for seed production, unless specific use directions are provided.

<sup>2</sup>Acceptable crop oil concentrates would be those which contain a minimum of 80% oils and 15% emulsifier. A crop oil concentrate must contain either a petroleum or vegetable oil base and must meet all the following criteria: be non-phytotoxic, contain only EPA-exempt ingredients, provide good mixing quality and be successful in local experience. Highly refined vegetable oils have proven more satisfactory than unrefined vegetable oils. Refer to the **ADDITION OF ADJUVANT OR CROP OIL CONCENTRATE** section for further information.

Crops <sup>1</sup>	Minimum Time from Application to Harvest (PHI)	Use Rates/Acre	Crop Oil Concentrate Rates/Acre <sup>2</sup>
<b>Onion, Bulb Subgroup 3-07A, including:</b> Daylily (Bulb) Fritillaria (Bulb) Garlic (Bulb) Garlic, Great-Headed (Bulb) Garlic, Serpent (Bulb) Lily (Bulb) Onion (Bulb) Onion, Chinese (Bulb) Onion, Pearl Onion, Potato (Bulb) Shallot (Bulb) Cultivars, varieties, and/or hybrids of these.	45 days	6 - 16 fl. oz. <sup>3,4</sup> (0.094 - 0.250 lb. a.i.)	1% v/v in the finished spray volume.

**Application Instructions:**

Minimum of 20 gals./A spray volume by ground in entire U.S. Minimum of 20 gals./A spray volume by air in California.\*

In states other than California, air application to onions or garlic must be made in a minimum of 10 gals./A.

**Restrictions:**

- **\* California:** Do not apply **Axill Solutions Clethodim 2EC** to onion or garlic until the crop has at least 2 full leaves. 14-day spray intervals are specified between the application of **Axill Solutions Clethodim 2EC** and liquid nitrogen or other herbicide applications. Injury to crop may occur when shorter intervals are observed.
- **DO NOT** apply more than 16 fl. oz./A (0.250 lb. a.i.) per acre per application.
- **DO NOT** apply more than 8 fl. oz. (0.125 lb. a.i.) per acre per application to garlic, shallots, and aerial application to onions.
- **DO NOT** apply more than 32 fl. oz. (0.500 lb. a.i.) per acre per year to garlic, shallots, and aerial application to onions.
- **DO NOT** apply more than 2 applications at 16 fl. oz. (0.250 lb. a.i.) per year to garlic, shallots, and aerial application to onions.
- **RTI:** For repeat applications, make on a minimum of a 14-day interval.

<sup>1</sup>**Axill Solutions Clethodim 2EC** is not to be used on vegetable crops being grown for seed production, unless specific use directions are provided.

<sup>2</sup>Acceptable crop oil concentrates would be those which contain a minimum of 80% oils and 15% emulsifier. A crop oil concentrate must contain either a petroleum or vegetable oil base and must meet all the following criteria: be non-phytotoxic, contain only EPA-exempt ingredients, provide good mixing quality and be successful in local experience. Highly refined vegetable oils have proven more satisfactory than unrefined vegetable oils. Refer to the **ADDITION OF ADJUVANT OR CROP OIL CONCENTRATE** section for further information.

<sup>3</sup>For ground applications to garlic or shallot, do not exceed 8 fl. oz./A (0.125 lb. a.i./A) in a single application. For air applications to onion, garlic or shallot, do not exceed 8 fl. oz./A (0.125 lb. a.i./A) in a single application. For garlic and shallot, do not exceed 2 applications per year. In CA for air applications to onion, do not exceed 2 applications per year.

<sup>4</sup>If **Axill Solutions Clethodim 2EC** is applied as a spot treatment to onion, garlic, or non-bearing food crops, do not exceed the maximum rate allowed on a "per acre" basis.

Crops <sup>1</sup>	Minimum Time from Application to Harvest (PHI)	Use Rates/Acre	Crop Oil Concentrate Rates/Acre <sup>2</sup>
<b>Onion, Green Subgroup 3-07B</b> (Not registered for use in California.)	14 days	6 - 8 fl. oz. (0.094 - 0.125 lb. a.i.)	1% v/v in the finished spray volume.

**Restrictions:**

- **DO NOT** apply more than 8 fl. oz. (0.125 lb. a.i.) per acre per application.
- **DO NOT** apply more than 32 fl. oz. (0.500 lb. a.i.) per acre per year.
- **DO NOT** apply more than 4 applications per acre per year.
- **RTI:** For repeat applications, make on a minimum of a 14-day interval.
- For air applications to onion, **DO NOT** exceed 8 fl. oz. (0.125 lb. a.i.) per acre per application.
- In California for air applications to onion, **DO NOT** exceed 2 applications per year.
- If **Axill Solutions Clethodim 2EC** is applied as a spot treatment to onion or garlic, **DO NOT** exceed the maximum rate allowed on a “per acre” basis.
- In California, **DO NOT** apply **Axill Solutions Clethodim 2EC** to onion or garlic until the crop has at least 2 full leaves. Use a 14-day spray interval between the application of **Axill Solutions Clethodim 2EC** and liquid nitrogen or other herbicide applications. Injury to crop may occur when shorter intervals are observed.

<sup>1</sup>**Axill Solutions Clethodim 2EC** is not to be used on vegetable crops being grown for seed production, unless specific use directions are provided.

<sup>2</sup>Acceptable crop oil concentrates would be those which contain a minimum of 80% oils and 15% emulsifier. A crop oil concentrate must contain either a petroleum or vegetable oil base and must meet all the following criteria: be non-phytotoxic, contain only EPA-exempt ingredients, provide good mixing quality and be successful in local experience. Highly refined vegetable oils have proven more satisfactory than unrefined vegetable oils. Refer to the **ADDITION OF ADJUVANT OR CROP OIL CONCENTRATE** section for further information.

Crops <sup>1</sup>	Minimum Time from Application to Harvest (PHI)	Use Rates/Acre	Crop Oil Concentrate Rates/Acre <sup>2</sup>
<b>Ornamentals</b>	N/A	6 - 16 fl. oz. (0.094 - 0.250 lb. a.i.)	Use of crop oil concentrate is not advised since it may injure flowers and foliage.
<b>Non-Bearing Food Crops</b>	N/A	6 - 8 fl. oz. <sup>3</sup> (0.094 - 0.125 lb. a.i.)	See the below <b>Application Instructions</b> .

**Application Instructions:**

Add a non-ionic surfactant containing at least 80% active ingredient at the rate of 1 pt. per 50 gals. (0.25% v/v).

**Restrictions:**

- For ornamentals, **DO NOT** apply more than 16 fl. oz. (0.250 lb. a.i.) per acre in a single application.
- For non-bearing food crops, **DO NOT** apply more than 8 fl. oz. (0.125 lb. a.i.) per acre in a single application.
- **DO NOT** apply more than 32 fl. oz. (0.500 lb. a.i.) per acre per year.
- **DO NOT** apply more than 4 applications at the lowest rate, 6 fl. oz. (0.094 lb. a.i.), or 2 applications at the highest rate, 16 fl. oz. (0.250 lb. a.i.), per year.
- **RTI:** For repeat applications, make on a minimum of a 14-day interval.
- Sugar maples cannot be tapped for syrup within 1 year of **Axill Solutions Clethodim 2EC** application.

N/A = Not Applicable

<sup>1</sup>**Axill Solutions Clethodim 2EC** is not to be used on vegetable crops being grown for seed production, unless specific use directions are provided.

<sup>2</sup>Acceptable crop oil concentrates would be those which contain a minimum of 80% oils and 15% emulsifier. A crop oil concentrate must contain either a petroleum or vegetable oil base and must meet all the following criteria: be non-phytotoxic, contain only EPA-exempt ingredients, provide good mixing quality and be successful in local experience. Highly refined vegetable oils have proven more satisfactory than unrefined vegetable oils. Refer to the **ADDITION OF ADJUVANT OR CROP OIL CONCENTRATE** section for further information.

<sup>3</sup>If **Axill Solutions Clethodim 2EC** is applied as a spot treatment to non-bearing food crops, do not exceed the maximum rate allowed on a “per acre” basis.

Crops <sup>1</sup>	Minimum Time from Application to Harvest (PHI)	Use Rates/Acre	Crop Oil Concentrate Rates/Acre <sup>2</sup>
Pea, Dry Shelled Dry Shelled Pea and Bean (except Soybean) Subgroup 6C, including: Pea ( <i>Pisum</i> spp.) Field Pigeon Pea	30 days	6 - 8 fl. oz. (0.094 - 0.125 lb. a.i.)	1 qt. by ground or 1% v/v (but not less than 1 pt./A) by air. <sup>3</sup>

**Application Instructions:**

Apply before bloom but not later than 30 days before harvest.\*

Refer to appropriate Table for reduced rate directions for the control of small annual grasses. The addition of Ammonium Sulfate (AMS) has shown improved grass control for difficult to control species including: quackgrass, rhizome Johnsongrass, red rice, wild oats, volunteer cereals, and volunteer corn.

**Restrictions:**

- \*Applications of **Axill Solutions Clethodim 2EC** to peas during the bloom period could result in severe crop injury, including loss of yield and delayed maturity.
- DO NOT** apply more than 8 fl. oz. (0.125 lb. a.i.) per acre per application.
- DO NOT** apply more than 8 fl. oz. (0.125 lb. a.i.) per acre per year.
- DO NOT** apply more than 1 application per acre per year.
- RTI:** For repeat applications, make on a minimum of a 14-day interval.

<sup>1</sup>**Axill Solutions Clethodim 2EC** is not to be used on vegetable crops being grown for seed production, unless specific use directions are provided.

<sup>2</sup>Acceptable crop oil concentrates would be those which contain a minimum of 80% oils and 15% emulsifier. A crop oil concentrate must contain either a petroleum or vegetable oil base and must meet all the following criteria: be non-phytotoxic, contain only EPA-exempt ingredients, provide good mixing quality and be successful in local experience. Highly refined vegetable oils have proven more satisfactory than unrefined vegetable oils. Refer to the **ADDITION OF ADJUVANT OR CROP OIL CONCENTRATE** section for further information.

<sup>3</sup>1 to 2 qts./A of liquid fertilizer (10-34-0, 28%N, or 32%N), or an equivalent amount (2.5 - 4.0 lbs./A) of spray grade ammonium sulfate (AMS) may be added to **Axill Solutions Clethodim 2EC** applications, in addition to the specified rate of crop oil concentrate.

Crops <sup>1</sup>	Minimum Time from Application to Harvest (PHI)	Use Rates/Acre	Crop Oil Concentrate Rates/Acre <sup>2</sup>
Pea, Succulent Succulent Shelled Pea and Bean Subgroup 6B, including: Pea ( <i>Pisum</i> spp.) English Garden Green Pigeon Pea	21 days	6 - 8 fl. oz. (0.094 - 0.125 lb. a.i.)	1 qt. by ground or 1% v/v (but not less than 1 pt./A) by air. <sup>3</sup>

**Application Instructions:**

Apply before bloom but not later than 21 days before harvest.\*

Refer to appropriate Table for reduced rate directions for the control of small annual grasses. The addition of Ammonium Sulfate (AMS) has shown improved grass control for difficult to control species including: quackgrass, rhizome Johnsongrass, red rice, wild oats, volunteer cereals, and volunteer corn.

**Restrictions:**

- \*Applications of **Axill Solutions Clethodim 2EC** to peas during the bloom period could result in severe crop injury, including loss of yield and delayed maturity.
- DO NOT** apply more than 8 fl. oz. (0.125 lb. a.i.) per acre per application.
- DO NOT** apply more than 8 fl. oz. (0.125 lb. a.i.) per acre per year.
- DO NOT** apply more than 1 application per acre per year.

<sup>1</sup>**Axill Solutions Clethodim 2EC** is not to be used on vegetable crops being grown for seed production, unless specific use directions are provided.

<sup>2</sup>Acceptable crop oil concentrates would be those which contain a minimum of 80% oils and 15% emulsifier. A crop oil concentrate must contain either a petroleum or vegetable oil base and must meet all the following criteria: be non-phytotoxic, contain only EPA-exempt ingredients, provide good mixing quality and be successful in local experience. Highly refined vegetable oils have proven more satisfactory than unrefined vegetable oils. Refer to the **ADDITION OF ADJUVANT OR CROP OIL CONCENTRATE** section for further information.

<sup>3</sup>1 to 2 qts./A of liquid fertilizer (10-34-0, 28%N, or 32%N), or an equivalent amount (2.5 - 4.0 lbs./A) of spray grade ammonium sulfate (AMS) may be added to **Axill Solutions Clethodim 2EC** applications, in addition to the specified rate of crop oil concentrate.

Crops <sup>1</sup>	Minimum Time from Application to Harvest (PHI)	Use Rates/Acre	Crop Oil Concentrate Rates/Acre <sup>2</sup>
Peanut (including Perennial)	40 days	6 - 16 fl. oz. (0.094 - 0.250 lb. a.i.)	1 qt. by ground or 1% v/v (but not less than 1 pt./A) by air. <sup>3</sup>
<p><b>Application Instructions:</b> The addition of Ammonium Sulfate (AMS) has shown improved grass control for difficult to control species including: quackgrass, rhizome Johnsongrass, red rice, wild oats, volunteer cereals, and volunteer corn.</p> <p><b>Restrictions:</b></p> <ul style="list-style-type: none"> <li>• <b>DO NOT</b> apply more than 8 fl. oz. (0.125 lb. a.i.) per acre per application.</li> <li>• <b>DO NOT</b> apply more than 32 fl. oz. (0.500 lb. a.i.) per acre per year.</li> <li>• <b>DO NOT</b> apply more than 4 applications per year.</li> <li>• <b>RTI:</b> For repeat applications, make on a minimum of a 14-day interval.</li> </ul> <p><sup>1</sup>Axill Solutions Clethodim 2EC is not to be used on vegetable crops being grown for seed production, unless specific use directions are provided.</p> <p><sup>2</sup>Acceptable crop oil concentrates would be those which contain a minimum of 80% oils and 15% emulsifier. A crop oil concentrate must contain either a petroleum or vegetable oil base and must meet all the following criteria: be non-phytotoxic, contain only EPA-exempt ingredients, provide good mixing quality and be successful in local experience. Highly refined vegetable oils have proven more satisfactory than unrefined vegetable oils. Refer to the <b>ADDITION OF ADJUVANT OR CROP OIL CONCENTRATE</b> section for further information.</p> <p><sup>3</sup>1 to 2 qts./A of liquid fertilizer (10-34-0, 28%N, or 32%N), or an equivalent amount (2.5 - 4.0 lbs./A) of spray grade ammonium sulfate (AMS) may be added to <b>Axill Solutions Clethodim 2EC</b> applications, in addition to the specified rate of crop oil concentrate.</p>			

Crops <sup>1</sup>	Minimum Time from Application to Harvest (PHI)	Use Rates/Acre	Crop Oil Concentrate Rates/Acre <sup>2</sup>
<b>Pome Fruit Crop Group 11-10, including:</b> Apple Azarole Crabapple Loquat Mayhaw Medlar Pear Pear, Asian Quince Quince, Chinese Quince, Japanese Tejocote	40 days	4 - 8 fl. oz. (0.065 - 0.125 lb. a.i.)	Non-ionic surfactant (NIS) at 0.25% v/v.
<p><b>Restrictions:</b></p> <ul style="list-style-type: none"> <li>• <b>DO NOT</b> apply more than 8 fl. oz. (0.125 lb. a.i.) per acre per application.</li> <li>• <b>DO NOT</b> apply more than 32 fl. oz. (0.500 lb. a.i.) per acre per year.</li> <li>• <b>DO NOT</b> apply more than 4 applications per year.</li> <li>• <b>RTI:</b> For repeat applications, make on a minimum of a 14-day interval.</li> </ul> <p><sup>1</sup>Axill Solutions Clethodim 2EC is not to be used on vegetable crops being grown for seed production, unless specific use directions are provided.</p> <p><sup>2</sup>Acceptable crop oil concentrates would be those which contain a minimum of 80% oils and 15% emulsifier. A crop oil concentrate must contain either a petroleum or vegetable oil base and must meet all the following criteria: be non-phytotoxic, contain only EPA-exempt ingredients, provide good mixing quality and be successful in local experience. Highly refined vegetable oils have proven more satisfactory than unrefined vegetable oils. Refer to the <b>ADDITION OF ADJUVANT OR CROP OIL CONCENTRATE</b> section for further information.</p>			

Crops <sup>1</sup>	Minimum Time from Application to Harvest (PHI)	Use Rates/Acre	Crop Oil Concentrate Rates/Acre <sup>2</sup>
Potato	30 days	6 - 16 fl. oz. (0.094 - 0.250 lb. a.i.)	1 qt. by ground or 1% v/v (but not less than 1 pt./A) by air. <sup>3</sup>

**Application Instructions:**

The addition of Ammonium Sulfate (AMS) has shown improved grass control for difficult to control species including: quackgrass, rhizome Johnsongrass, red rice, wild oats, volunteer cereals, and volunteer corn.

**Restrictions:**

- **DO NOT** apply more than 16 fl. oz. (0.250 lb. a.i.) per acre per application.
- **DO NOT** apply more than 32 fl. oz. (0.500 lb. a.i.) per acre per year.
- **DO NOT** apply more than 4 applications at the lowest rate, 6 fl. oz. (0.094 lb. a.i.), or 2 applications at the highest rate, 16 fl. oz. (0.250 lb. a.i.), per year.
- **RTI:** For repeat applications, make on a minimum of a 14-day interval.

<sup>1</sup>**Axill Solutions Clethodim 2EC** is not to be used on vegetable crops being grown for seed production, unless specific use directions are provided.

<sup>2</sup>Acceptable crop oil concentrates would be those which contain a minimum of 80% oils and 15% emulsifier. A crop oil concentrate must contain either a petroleum or vegetable oil base and must meet all the following criteria: be non-phytotoxic, contain only EPA-exempt ingredients, provide good mixing quality and be successful in local experience. Highly refined vegetable oils have proven more satisfactory than unrefined vegetable oils. Refer to the **ADDITION OF ADJUVANT OR CROP OIL CONCENTRATE** section for further information.

<sup>3</sup>1 to 2 qts./A of liquid fertilizer (10-34-0, 28%N, or 32%N), or an equivalent amount (2.5 - 4.0 lbs./A) of spray grade ammonium sulfate (AMS) may be added to **Axill Solutions Clethodim 2EC** applications, in addition to the specified rate of crop oil concentrate.

Crops <sup>1</sup>	Minimum Time from Application to Harvest (PHI)	Use Rates/Acre	Crop Oil Concentrate Rates/Acre <sup>2</sup>
Radish	15 days	6 - 8 fl. oz. (0.094 - 0.125 lb. a.i.)	1% v/v in the finished spray volume.

**Restrictions:**

- **DO NOT** apply more than 8 fl. oz. (0.125 lb. a.i.) per acre per application.
- **DO NOT** apply more than 16 fl. oz. (0.250 lb. a.i.) per acre per year.
- **DO NOT** apply more than 2 applications per acre per year.
- **RTI:** For repeat applications, make on a minimum of a 14-day interval.

<sup>1</sup>**Axill Solutions Clethodim 2EC** is not to be used on vegetable crops being grown for seed production, unless specific use directions are provided.

<sup>2</sup>Acceptable crop oil concentrates would be those which contain a minimum of 80% oils and 15% emulsifier. A crop oil concentrate must contain either a petroleum or vegetable oil base and must meet all the following criteria: be non-phytotoxic, contain only EPA-exempt ingredients, provide good mixing quality and be successful in local experience. Highly refined vegetable oils have proven more satisfactory than unrefined vegetable oils. Refer to the **ADDITION OF ADJUVANT OR CROP OIL CONCENTRATE** section for further information.

Crops <sup>1</sup>	Minimum Time from Application to Harvest (PHI)	Use Rates/Acre	Crop Oil Concentrate Rates/Acre <sup>2</sup>
<b>Root Vegetables (except Radish and Sugar Beet) Subgroup 1B, including:</b> Beet, Garden Burdock, Edible Carrot Celeriac Chervil, Turnip-Rooted Chicory Ginseng Horseradish Parsley, Turnip-Rooted Parsnip Radish, Oriental Rutabaga Salsify Black Spanish Skirret Turnip	30 days	6 - 8 fl. oz. (0.094 - 0.125 lb. a.i.)	1% v/v in the finished spray volume.

**Restrictions:**

- **DO NOT** apply more than 8 fl. oz. (0.125 lb. a.i.) per acre per application.
- **DO NOT** apply more than 32 fl. oz. (0.500 lb. a.i.) per acre per year.
- **DO NOT** apply more than 4 applications at per acre per year.
- **RTI:** For repeat applications, make on a minimum of a 14-day interval.

<sup>1</sup>**Axill Solutions Clethodim 2EC** is not to be used on vegetable crops being grown for seed production, unless specific use directions are provided.

<sup>2</sup>Acceptable crop oil concentrates would be those which contain a minimum of 80% oils and 15% emulsifier. A crop oil concentrate must contain either a petroleum or vegetable oil base and must meet all the following criteria: be non-phytotoxic, contain only EPA-exempt ingredients, provide good mixing quality and be successful in local experience. Highly refined vegetable oils have proven more satisfactory than unrefined vegetable oils. Refer to the **ADDITION OF ADJUVANT OR CROP OIL CONCENTRATE** section for further information.

Crops <sup>1</sup>	Minimum Time from Application to Harvest (PHI)	Use Rates/Acre	Crop Oil Concentrate Rates/Acre <sup>2</sup>
<b>Safflower</b>	70 days	6 - 8 fl. oz. (0.094 - 0.125 lb. a.i.)	1% v/v in the finished spray volume.

**Restrictions:**

- **DO NOT** apply more than 8 fl. oz. (0.125 lb. a.i.) per acre per application.
- **DO NOT** apply more than 32 fl. oz. (0.500 lb. a.i.) per acre per year.
- **DO NOT** apply more than 4 applications at per acre per year.
- **RTI:** For repeat applications, make on a minimum of a 14-day interval.

<sup>1</sup>**Axill Solutions Clethodim 2EC** is not to be used on vegetable crops being grown for seed production, unless specific use directions are provided.

<sup>2</sup>Acceptable crop oil concentrates would be those which contain a minimum of 80% oils and 15% emulsifier. A crop oil concentrate must contain either a petroleum or vegetable oil base and must meet all the following criteria: be non-phytotoxic, contain only EPA-exempt ingredients, provide good mixing quality and be successful in local experience. Highly refined vegetable oils have proven more satisfactory than unrefined vegetable oils. Refer to the **ADDITION OF ADJUVANT OR CROP OIL CONCENTRATE** section for further information.

Crops <sup>1</sup>	Minimum Time from Application to Harvest (PHI)	Use Rates/Acre	Crop Oil Concentrate Rates/Acre <sup>2</sup>
Sesame	14 days	6 - 8 fl. oz. (0.094 - 0.125 lb. a.i.)	1% v/v in the finished spray volume.

**Restrictions:**

- **DO NOT** apply more than 8 fl. oz. (0.125 lb. a.i.) per acre per application.
- **DO NOT** apply more than 32 fl. oz. (0.500 lb. a.i.) per acre per year.
- **DO NOT** apply more than 4 applications per acre per year.
- **RTI:** For repeat applications, make on a minimum of a 14-day interval.
- **DO NOT** apply during flowering.

<sup>1</sup>**Axill Solutions Clethodim 2EC** is not to be used on vegetable crops being grown for seed production, unless specific use directions are provided.

<sup>2</sup>Acceptable crop oil concentrates would be those which contain a minimum of 80% oils and 15% emulsifier. A crop oil concentrate must contain either a petroleum or vegetable oil base and must meet all the following criteria: be non-phytotoxic, contain only EPA-exempt ingredients, provide good mixing quality and be successful in local experience. Highly refined vegetable oils have proven more satisfactory than unrefined vegetable oils. Refer to the **ADDITION OF ADJUVANT OR CROP OIL CONCENTRATE** section for further information.

Crops <sup>1</sup>	Minimum Time from Application to Harvest (PHI)	Use Rates/Acre	Crop Oil Concentrate Rates/Acre <sup>2</sup>
Soybean	60 days	6 - 16 fl. oz. (0.094 - 0.250 lb. a.i.)	1 qt. by ground or 1% v/v (but not less than 1 pt./A) by air. <sup>3</sup>

**Application Instructions:**

Refer to appropriate Table for reduced rate directions for the control of small annual grasses. The addition of Ammonium Sulfate (AMS) has shown improved grass control for difficult to control species including: quackgrass, rhizome Johnsongrass, red rice, wild oats, volunteer cereals, and volunteer corn.

**Restrictions:**

- **DO NOT** apply more than 16 fl. oz. (0.250 lb. a.i.) per acre per application.
- **DO NOT** apply more than 32 fl. oz. (0.500 lb. a.i.) per acre per year.
- **DO NOT** apply more than 4 applications at the lowest rate, 6 fl. oz. (0.094 lb. a.i.), or 2 applications at the highest rate, 16 fl. oz. (0.250 lb. a.i.), per year.
- **RTI:** For repeat applications, make on a minimum of a 14-day interval.
- **DO NOT** graze treated fields or feed treated forage or hay to livestock.

<sup>1</sup>**Axill Solutions Clethodim 2EC** is not to be used on vegetable crops being grown for seed production, unless specific use directions are provided.

<sup>2</sup>Acceptable crop oil concentrates would be those which contain a minimum of 80% oils and 15% emulsifier. A crop oil concentrate must contain either a petroleum or vegetable oil base and must meet all the following criteria: be non-phytotoxic, contain only EPA-exempt ingredients, provide good mixing quality and be successful in local experience. Highly refined vegetable oils have proven more satisfactory than unrefined vegetable oils. Refer to the **ADDITION OF ADJUVANT OR CROP OIL CONCENTRATE** section for further information.

<sup>3</sup>1 to 2 qts./A of liquid fertilizer (10-34-0, 28%N, or 32%N), or an equivalent amount (2.5 - 4.0 lbs./A) of spray grade ammonium sulfate (AMS) may be added to **Axill Solutions Clethodim 2EC** applications, in addition to the specified rate of crop oil concentrate.

Crops <sup>1</sup>	Minimum Time from Application to Harvest (PHI)	Use Rates/Acre	Crop Oil Concentrate Rates/Acre <sup>2</sup>
<b>Squash and Cucumbers Subgroup 9B, including:</b> Chayote (Fruit) Chinese Waxgourd Cucumber Gherkin Gourd, Edible <i>Momordica</i> spp. Pumpkin Squash (Summer and Winter)	14 days	6 - 8 fl. oz. (0.094 - 0.125 lb. a.i.)	1% v/v in the finished spray volume.

**Restrictions:**

- **DO NOT** apply more than 8 fl. oz. (0.125 lb. a.i.) per acre per application.
- **DO NOT** apply more than 32 fl. oz. (0.500 lb. a.i.) per acre per year.
- **DO NOT** apply more than 4 applications per acre per year.
- **RTI:** For repeat applications, make on a minimum of a 14-day interval.

<sup>1</sup>**Axill Solutions Clethodim 2EC** is not to be used on vegetable crops being grown for seed production, unless specific use directions are provided.

<sup>2</sup>Acceptable crop oil concentrates would be those which contain a minimum of 80% oils and 15% emulsifier. A crop oil concentrate must contain either a petroleum or vegetable oil base and must meet all the following criteria: be non-phytotoxic, contain only EPA-exempt ingredients, provide good mixing quality and be successful in local experience. Highly refined vegetable oils have proven more satisfactory than unrefined vegetable oils. Refer to the **ADDITION OF ADJUVANT OR CROP OIL CONCENTRATE** section for further information.

Crops <sup>1</sup>	Minimum Time from Application to Harvest (PHI)	Use Rates/Acre	Crop Oil Concentrate Rates/Acre <sup>2</sup>
<b>Stalk and Stem Vegetable Subgroup 22A</b> Agave Aloe Vera Asparagus Bamboo Shoots Celtnce Fennel, Florence (Fresh Leaves and Stalk) Fern, Fiddlehead (Edible) Kale, Sea Kohlrabi Palm Hearts Prickly Pear (Pads) Prickly Pear, Texas (Pads) Cultivars, varieties, and/or hybrids of these commodities  (Not registered for use in California.)	1 day	6 - 8 fl. oz. (0.094 - 0.125 lb. a.i.)	1% v/v in the finished spray volume.

**Restrictions:**

- **DO NOT** apply more than 8 fl. oz. (0.125 lb. a.i.) per acre per application.
- **DO NOT** apply more than 16 fl. oz. (0.250 lb. a.i.) per acre per year.
- **DO NOT** apply more than 2 applications per acre per year.
- **RTI:** For repeat applications, make on a minimum of a 14-day interval.

<sup>1</sup>**Axill Solutions Clethodim 2EC** is not to be used on vegetable crops being grown for seed production, unless specific use directions are provided.

<sup>2</sup>Acceptable crop oil concentrates would be those which contain a minimum of 80% oils and 15% emulsifier. A crop oil concentrate must contain either a petroleum or vegetable oil base and must meet all the following criteria: be non-phytotoxic, contain only EPA-exempt ingredients, provide good mixing quality and be successful in local experience. Highly refined vegetable oils have proven more satisfactory than unrefined vegetable oils. Refer to the **ADDITION OF ADJUVANT OR CROP OIL CONCENTRATE** section for further information.

Crops <sup>1</sup>	Minimum Time from Application to Harvest (PHI)	Use Rates/Acre	Crop Oil Concentrate Rates/Acre <sup>2</sup>
Stevia, Dried Leaves	14 days	4 - 8 fl. oz. (0.0625 - 0.125 lb. a.i.)	Non-ionic Surfactant (NIS) at 0.25% v/v.

**Application Instructions:**

**Axill Solutions Clethodim 2EC** has not been tested on all varieties. It is the responsibility of the user to test **Axill Solutions Clethodim 2EC** on a small portion of the crop to be treated before treating the entire field.

Verify crop safety to **Axill Solutions Clethodim 2EC** on a small area of the crop, at the desired **Axill Solutions Clethodim 2EC** rate and with the same non-ionic surfactant (NIS) that will be used on the field. If no crop response is evident 7 days after treatment, **Axill Solutions Clethodim 2EC** may be used on the entire field at the rate tested and with the same NIS used in the crop safety test.

**Restrictions:**

- **DO NOT** apply more than 8 fl. oz. (0.125 lb. a.i.) per acre per application.
- **DO NOT** apply more than 32 fl. oz. (0.500 lb. a.i.) per acre per year.
- **DO NOT** apply more than 4 applications per acre per year.
- **RTI:** For repeat applications, make on a minimum of a 14-day interval.

<sup>1</sup>**Axill Solutions Clethodim 2EC** is not to be used on vegetable crops being grown for seed production, unless specific use directions are provided.

<sup>2</sup>Acceptable crop oil concentrates would be those which contain a minimum of 80% oils and 15% emulsifier. A crop oil concentrate must contain either a petroleum or vegetable oil base and must meet all the following criteria: be non-phytotoxic, contain only EPA-exempt ingredients, provide good mixing quality and be successful in local experience. Highly refined vegetable oils have proven more satisfactory than unrefined vegetable oils. Refer to the **ADDITION OF ADJUVANT OR CROP OIL CONCENTRATE** section for further information.

Crops <sup>1</sup>	Minimum Time from Application to Harvest (PHI)	Use Rates/Acre	Crop Oil Concentrate Rates/Acre <sup>2</sup>
<b>Stone Fruit Group 12-12, including:</b> Apricot Apricot, Japanese Capulin Cherry, Black Cherry, Nanking Cherry, Sweet Cherry, Tart Jujube, Chinese Nectarine Peach Plum Plum, American Plum, Beach Plum, Canada Plum, Cherry Plum, Chickasaw Plum, Damson Plum, Japanese Plum, Klamath Plum, Prune Plumcot Sloe Cultivars, varieties, and/or hybrids of these.	14 days	4 - 8 fl. oz. (0.063 - 0.125 lb. a.i.)	Non-ionic Surfactant (NIS) at 0.25% v/v.

**Restrictions:**

- **DO NOT** apply more than 8 fl. oz. (0.125 lb. a.i.) per acre per application.
- **DO NOT** apply more than 32 fl. oz. (0.500 lb. a.i.) per acre per year.
- **DO NOT** apply more than 4 applications per acre per year.
- **RTI:** For repeat applications, make on a minimum of a 14-day interval.

<sup>1</sup>**Axill Solutions Clethodim 2EC** is not to be used on vegetable crops being grown for seed production, unless specific use directions are provided.

<sup>2</sup>Acceptable crop oil concentrates would be those which contain a minimum of 80% oils and 15% emulsifier. A crop oil concentrate must contain either a petroleum or vegetable oil base and must meet all the following criteria: be non-phytotoxic, contain only EPA-exempt ingredients, provide good mixing quality and be successful in local experience. Highly refined vegetable oils have proven more satisfactory than unrefined vegetable oils. Refer to the **ADDITION OF ADJUVANT OR CROP OIL CONCENTRATE** section for further information.

Crops <sup>1</sup>	Minimum Time from Application to Harvest (PHI)	Use Rates/Acre	Crop Oil Concentrate Rates/Acre <sup>2</sup>
<b>Strawberry</b>	4 days	6 - 8 fl. oz. (0.094 - 0.125 lb. a.i.)	1% v/v in the finished spray volume.

**Restrictions:**

- **DO NOT** apply more than 8 fl. oz. (0.125 lb. a.i.) per acre per application.
- **DO NOT** apply more than 32 fl. oz. (0.500 lb. a.i.) per acre per year.
- **DO NOT** apply more than 4 applications per acre per year.
- **RTI:** For repeat applications, make on a minimum of a 14-day interval.

<sup>1</sup>**Axill Solutions Clethodim 2EC** is not to be used on vegetable crops being grown for seed production, unless specific use directions are provided.

<sup>2</sup>Acceptable crop oil concentrates would be those which contain a minimum of 80% oils and 15% emulsifier. A crop oil concentrate must contain either a petroleum or vegetable oil base and must meet all the following criteria: be non-phytotoxic, contain only EPA-exempt ingredients, provide good mixing quality and be successful in local experience. Highly refined vegetable oils have proven more satisfactory than unrefined vegetable oils. Refer to the **ADDITION OF ADJUVANT OR CROP OIL CONCENTRATE** section for further information.

Crops <sup>1</sup>	Minimum Time from Application to Harvest (PHI)	Use Rates/Acre	Crop Oil Concentrate Rates/Acre <sup>2</sup>
<b>Sugar Beet</b>	40 days	6 - 16 fl. oz. (0.094 - 0.250 lb. a.i.)	1 qt. by ground or 1% v/v (but not less than 1 pt./A) by air. <sup>3</sup>

**Application Instructions:**

Refer to appropriate Table for reduced rate directions for the control of small annual grasses. The addition of Ammonium Sulfate (AMS) has shown improved grass control for difficult to control species including: quackgrass, rhizome Johnsongrass, red rice, wild oats, volunteer cereals, and volunteer corn.

**Restrictions:**

- **DO NOT** apply more than 16 fl. oz. (0.250 lb. a.i.) per acre per application.
- **DO NOT** apply more than 32 fl. oz. (0.500 lb. a.i.) per acre per year.
- **DO NOT** apply more than 4 applications at the lowest rate, 6 fl. oz. (0.094 lb. a.i.), or 2 applications at the highest rate, 16 fl. oz. (0.250 lb. a.i.), per year.
- **RTI:** For repeat applications, make on a minimum of a 14-day interval.

<sup>1</sup>**Axill Solutions Clethodim 2EC** is not to be used on vegetable crops being grown for seed production, unless specific use directions are provided.

<sup>2</sup>Acceptable crop oil concentrates would be those which contain a minimum of 80% oils and 15% emulsifier. A crop oil concentrate must contain either a petroleum or vegetable oil base and must meet all the following criteria: be non-phytotoxic, contain only EPA-exempt ingredients, provide good mixing quality and be successful in local experience. Highly refined vegetable oils have proven more satisfactory than unrefined vegetable oils. Refer to the **ADDITION OF ADJUVANT OR CROP OIL CONCENTRATE** section for further information.

<sup>3</sup>1 to 2 qts./A of liquid fertilizer (10-34-0, 28%N, or 32%N), or an equivalent amount (2.5 - 4.0 lbs./A) of spray grade ammonium sulfate (AMS) may be added to **Axill Solutions Clethodim 2EC** applications, in addition to the specified rate of crop oil concentrate.

Crops <sup>1</sup>	Minimum Time from Application to Harvest (PHI)	Use Rates/Acre	Crop Oil Concentrate Rates/Acre <sup>2</sup>
<b>Sunflower (except Safflower)</b> <b>Subgroup 20B, including:</b> Calendula Castor Oil Plant Chinese Tallowtree Euphorbia Evening Primrose Jojoba Niger Seed Rose Hip Stokes Aster Tallowwood Tea Oil Plant Vernonia Cultivars, varieties, and/or hybrids of these.	70 days	6 - 16 fl. oz. (0.094 - 0.250 lb. a.i.)	1 qt. by ground or 1% v/v (but not less than 1 pt./A) by air. <sup>3</sup>

**Application Instructions:**

The addition of Ammonium Sulfate (AMS) has shown improved grass control for difficult to control species including: quackgrass, rhizome Johnsongrass, red rice, wild oats, volunteer cereals, and volunteer corn. Verify crop sensitivity to **Axill Solutions Clethodim 2EC** on a small area of the crop at the desired **Axill Solutions Clethodim 2EC** rate and with the same crop oil that will be used on the field. If no crop response is evident 7 days after treatment, **Axill Solutions Clethodim 2EC** may be used on the entire field at the rate tested and with the same crop oil used in the sensitivity test.

**Restrictions:**

- **DO NOT** apply more than 16 fl. oz. (0.250 lb. a.i.) per acre per application.
- **DO NOT** apply more than 32 fl. oz. (0.500 lb. a.i.) per acre per year.
- **DO NOT** apply more than 4 applications at the lowest rate, 6 fl. oz. (0.094 lb. a.i.), or 2 applications at the highest rate, 16 fl. oz. (0.250 lb. a.i.), per year.
- **RTI:** For repeat applications, make on a minimum of a 14-day interval.

<sup>1</sup>**Axill Solutions Clethodim 2EC** is not to be used on vegetable crops being grown for seed production, unless specific use directions are provided.

<sup>2</sup>Acceptable crop oil concentrates would be those which contain a minimum of 80% oils and 15% emulsifier. A crop oil concentrate must contain either a petroleum or vegetable oil base and must meet all the following criteria: be non-phytotoxic, contain only EPA-exempt ingredients, provide good mixing quality and be successful in local experience. Highly refined vegetable oils have proven more satisfactory than unrefined vegetable oils. Refer to the **ADDITION OF ADJUVANT OR CROP OIL CONCENTRATE** section for further information.

<sup>3</sup>1 to 2 qts./A of liquid fertilizer (10-34-0, 28%N, or 32%N), or an equivalent amount (2.5 - 4.0 lbs./A) of spray grade ammonium sulfate (AMS) may be added to **Axill Solutions Clethodim 2EC** applications, in addition to the specified rate of crop oil concentrate.

Crops <sup>1</sup>	Minimum Time from Application to Harvest (PHI)	Use Rates/Acre	Crop Oil Concentrate Rates/Acre <sup>2</sup>
<b>Tuberous and Corm Vegetables (except Potato) Subgroup 1C, including:</b> Arracacha Arrowroot Artichoke Chinese Jerusalem Canna, Edible Cassava Bitter Sweet Chayote (Root) Chufa Dasheen Ginger Leren Sweet Potato Tanier Turmeric Yam Bean Yam, True	30 days	6 - 16 fl. oz. (0.094 - 0.250 lb. a.i.)	1% v/v in the finished spray volume.

**Application Instructions:**

The addition of Ammonium Sulfate (AMS) has shown improved grass control for difficult to control species including: quackgrass, rhizome Johnsongrass, red rice, wild oats, volunteer cereals, and volunteer corn.

**Restrictions:**

- **DO NOT** apply more than 16 fl. oz. (0.250 lb. a.i.) per acre per application.
- **DO NOT** apply more than 32 fl. oz. (0.500 lb. a.i.) per acre per year.
- **DO NOT** apply more than 4 applications at the lowest rate, 6 fl. oz. (0.094 lb. a.i.), or 2 applications at the highest rate, 16 fl. oz. (0.250 lb. a.i.), per year.
- **RTI:** For repeat applications, make on a minimum of a 14-day interval.

<sup>1</sup>**Axill Solutions Clethodim 2EC** is not to be used on vegetable crops being grown for seed production, unless specific use directions are provided.

<sup>2</sup>Acceptable crop oil concentrates would be those which contain a minimum of 80% oils and 15% emulsifier. A crop oil concentrate must contain either a petroleum or vegetable oil base and must meet all the following criteria: be non-phytotoxic, contain only EPA-exempt ingredients, provide good mixing quality and be successful in local experience. Highly refined vegetable oils have proven more satisfactory than unrefined vegetable oils. Refer to the **ADDITION OF ADJUVANT OR CROP OIL CONCENTRATE** section for further information.

Crops <sup>1</sup>	Minimum Time from Application to Harvest (PHI)	Use Rates/Acre	Crop Oil Concentrate Rates/Acre <sup>2</sup>
<b>Tomato</b>	20 days	6 - 16 fl. oz. (0.094 - 0.250 lb. a.i.)	1% v/v in the finished spray volume.

**Restrictions:**

- **DO NOT** apply more than 16 fl. oz. (0.250 lb. a.i.) per acre per application.
- **DO NOT** apply more than 32 fl. oz. (0.500 lb. a.i.) per acre per year.
- **DO NOT** apply more than 4 applications at the lowest rate, 6 fl. oz. (0.094 lb. a.i.), or 2 applications at the highest rate, 16 fl. oz. (0.250 lb. a.i.), per year.
- **RTI:** For repeat applications, make on a minimum of a 14-day interval.

<sup>1</sup>**Axill Solutions Clethodim 2EC** is not to be used on vegetable crops being grown for seed production, unless specific use directions are provided.

<sup>2</sup>Acceptable crop oil concentrates would be those which contain a minimum of 80% oils and 15% emulsifier. A crop oil concentrate must contain either a petroleum or vegetable oil base and must meet all the following criteria: be non-phytotoxic, contain only EPA-exempt ingredients, provide good mixing quality and be successful in local experience. Highly refined vegetable oils have proven more satisfactory than unrefined vegetable oils. Refer to the **ADDITION OF ADJUVANT OR CROP OIL CONCENTRATE** section for further information.

Crops <sup>1</sup>	Minimum Time from Application to Harvest (PHI)	Use Rates/Acre	Crop Oil Concentrate Rates/Acre <sup>2</sup>
<b>Tree Nuts Crop Group 14- 12, Including:</b> African Nut-Tree Almond Beechnut Brazil Nut Brazilian Pine Bunya Bur Oak Butternut Cajou Nut Candlenut Cashew Chestnut Chinquapin Coconut Coquito Nut Dika Nut Ginkgo Guiana Chestnut Hazelnut (Filbert) Heartnut Hickory Nut Japanese Horse-Chestnut Macadamia Nut Mongongo Nut Monkey-Pot Monkey Puzzle Nut Okari Nut Pachira Nut Peach Palm Nut Pecan Pequi Pili Nut Pine Nut Pistachio Sapucaia Nut Tropical Almond Walnut, Black Walnut, English Yellowhorn Cultivars, varieties, and/or hybrids of these.  (Not registered for use in California.)	14 days	6 - 8 fl. oz. (0.094 - 0.125 lb. a.i.)	1% v/v in the finished spray volume.

**Restrictions:**

- **DO NOT** apply more than 8 fl. oz. (0.125 lb. a.i.) per acre per application.
- **DO NOT** apply more than 32 fl. oz. (0.500 lb. a.i.) per acre per year.
- **DO NOT** apply more than 4 applications per year.
- **RTI:** For repeat applications, make on a minimum of a 14-day interval.

<sup>1</sup>**Axill Solutions Clethodim 2EC** is not to be used on vegetable crops being grown for seed production, unless specific use directions are provided.

<sup>2</sup>Acceptable crop oil concentrates would be those which contain a minimum of 80% oils and 15% emulsifier. A crop oil concentrate must contain either a petroleum or vegetable oil base and must meet all the following criteria: be non-phytotoxic, contain only EPA-exempt ingredients, provide good mixing quality and be successful in local experience. Highly refined vegetable oils have proven more satisfactory than unrefined vegetable oils. Refer to the **ADDITION OF ADJUVANT OR CROP OIL CONCENTRATE** section for further information.

Crops <sup>1</sup>	Minimum Time from Application to Harvest (PHI)	Use Rates/Acre	Crop Oil Concentrate Rates/Acre <sup>2</sup>
Turnip Greens	14 days	6 - 8 fl. oz. (0.094 - 0.125 lb. a.i.)	1% v/v in the finished spray volume.

**Restrictions:**

- **DO NOT** apply more than 8 fl. oz. (0.125 lb. a.i.) per acre per application.
- **DO NOT** apply more than 32 fl. oz. (0.500 lb. a.i.) per acre per year.
- **DO NOT** apply more than 4 applications per year.
- **RTI:** For repeat applications, make on a minimum of a 14-day interval.

<sup>1</sup>**Axill Solutions Clethodim 2EC** is not to be used on vegetable crops being grown for seed production, unless specific use directions are provided.

<sup>2</sup>Acceptable crop oil concentrates would be those which contain a minimum of 80% oils and 15% emulsifier. A crop oil concentrate must contain either a petroleum or vegetable oil base and must meet all the following criteria: be non-phytotoxic, contain only EPA-exempt ingredients, provide good mixing quality and be successful in local experience. Highly refined vegetable oils have proven more satisfactory than unrefined vegetable oils. Refer to the **ADDITION OF ADJUVANT OR CROP OIL CONCENTRATE** section for further information.

Crops <sup>1</sup>	Minimum Time from Application to Harvest (PHI)	Use Rates/Acre	Crop Oil Concentrate Rates/Acre <sup>2</sup>
Watercress (Not registered for use in California.)	30 days	6 - 8 fl. oz. (0.094 - 0.125 lb. a.i.)	1% v/v in the finished spray volume.

**Restrictions:**

- **DO NOT** apply more than 8 fl. oz. (0.125 lb. a.i.) per acre per application.
- **DO NOT** apply more than 32 fl. oz. (0.500 lb. a.i.) per acre per year.
- **DO NOT** apply more than 4 applications per year.
- **DO NOT** apply when watercress is under flood conditions.
- **DO NOT** apply **Axill Solutions Clethodim 2EC** when water is in the field and hold water for at least 24 hours after an application.
- **RTI:** For repeat applications, make on a minimum of a 14-day interval.

<sup>1</sup>**Axill Solutions Clethodim 2EC** is not to be used on vegetable crops being grown for seed production, unless specific use directions are provided.

<sup>2</sup>Acceptable crop oil concentrates would be those which contain a minimum of 80% oils and 15% emulsifier. A crop oil concentrate must contain either a petroleum or vegetable oil base and must meet all the following criteria: be non-phytotoxic, contain only EPA-exempt ingredients, provide good mixing quality and be successful in local experience. Highly refined vegetable oils have proven more satisfactory than unrefined vegetable oils. Refer to the **ADDITION OF ADJUVANT OR CROP OIL CONCENTRATE** section for further information.

**IMPORTANT**

Plant resistance to **Axill Solutions Clethodim 2EC** at labeled rates has been found to be acceptable for the indicated genera and species listed below. Due to variability within species, crop growth stage, environmental conditions, and application techniques, it is advised that the user determine if the herbicide can be used safely on a few plants before widespread application. Neither the seller nor the manufacturer of **Axill Solutions Clethodim 2EC** have investigated the safety factor to plants not listed on the label.

**NON-BEARING FOOD CROPS**

**Restrictions:**

- **DO NOT** apply **Axill Solutions Clethodim 2EC** to non-bearing fruit or nut crops which are grown for root stock.
- **DO NOT** apply more than 8 fl. oz. (0.125 lb. a.i.) per acre in a single application.
- **DO NOT** apply more than 32 fl. oz. (0.500 lb. a.i.) per acre per year.
- **DO NOT** apply more than 4 applications at 4 - 8 fl. oz. per year.
- **RTI:** For repeat application, make on a minimum of a 14-day interval.

Crop injury to non-bearing fruit and nut crops can occur if **Axill Solutions Clethodim 2EC** is improperly applied. **DO NOT** apply **Axill Solutions Clethodim 2EC** directly over the top of these plant types. Instead, direct spray at the base of the plant where grassy weeds are growing near the ground.

Non-bearing fruit and nut crops are plants which will not bear fruit or nuts for at least 1 year following **Axill Solutions Clethodim 2EC** application.

Common Name	Scientific Name
Apples	<i>Malus</i> spp.
Berries	<i>Vaccinium</i> spp. <i>Rubus</i> spp.
Cherry, Sweet	<i>Prunus avium</i>
Citrus Fruits	<i>Citrus</i> spp.
Grapes	<i>Vitis</i> spp.
Olives	<i>Olea</i> spp.
Peach	<i>Prunus persica</i>
Pears	<i>Pyrus communis</i>
Prunes	<i>Prunus</i> spp.
Stone Fruits	<i>Prunus</i> spp.
Strawberries	<i>Fragaria</i> spp.
Tree Nuts	
Almond	<i>Prunus triloba</i>
Filbert	<i>Corylus maxima</i>
Pecan	<i>Carya illinoensis</i>
Pistachio	<i>Pistacia vera</i>
Walnut	<i>Juglans</i> spp.

**Use Rates Per Acre:** 6 - 8 fl. oz. (0.094 - 0.125 lb. a.i./A)

#### Use Instructions

Add a non-ionic surfactant containing at least 80% active ingredient at the rate of 1 pt. per 50 gals. (0.25% v/v).

Use of crop oil concentrate is not advised since it may injure flowers and foliage.

Sugar maples cannot be tapped for syrup within one year of **Axill Solutions Clethodim 2EC** application.

#### CONIFER TREES

**Axill Solutions Clethodim 2EC** can be used to control labeled grasses in Christmas tree farms, conifer nurseries, and conifer plantations (but not in forests).

Common Name	Scientific Name
Arborvitae, American	<i>Thuja occidentalis</i>
Cedars	<i>Cedrus</i> spp.
Cypress	<i>Taxodium</i> spp.
Fir, Douglas	<i>Pseudotsuga menziesii</i>
Firs	<i>Abies</i> spp.
Hemlock, Canadian/Eastern	<i>Tsuga Canadensis</i>
Hemlock, Western	<i>Tsuga heterophylla</i>
Pines	<i>Pinus</i> spp.
Spruces	<i>Picea</i> spp.
Yew	<i>Taxus</i> spp.

**Use Rates per Acre:** 6 - 16 fl. oz. (0.094 - 0.125 lb. a.i./A)

#### Special Use Instructions

Add a non-ionic surfactant containing at least 80% active ingredient at the rate of 1 pt. per 50 gals. (0.25% v/v).

#### Restrictions:

- **DO NOT** apply more than 16 fl. oz./A (0.25 lb. a.i.) per application.
- **DO NOT** make more than 2 applications per acre per year at the 16 fl. oz. (0.25 lb. a.i./A) rate. Do not make more than 5 applications per acre per year at the 6 fl. oz. (0.094 lb. a.i./A) rate.
- **DO NOT** apply more than 32 fl. oz./A (0.5 lb. a.i./A) per year.
- **RTI:** For repeat applications, make on a minimum of a 14-day interval.

### DIRECTIONS FOR NON-CROP OR NON-PLANTED AREAS

The following areas are considered non-crop or non-planted areas: rights-of-way including railroads, highways, roads, dividers, medians, pipelines, public utility lines, pumping stations, transformer stations and substations. Around airports, electric utilities, commercial buildings, manufacturing plants, storage yards, rail yards, fence lines, parkways, and post-harvest croplands. Also beneath greenhouse benches and around golf courses.

#### DIRECTIONS FOR GRASS SUPPRESSION IN NON-CROP AREAS WITH AXILL SOLUTIONS CLETHODIM 2EC

Grass Species	Weed Stage	Rate Fl. Oz./Acre	High Rate
Annual and perennial grasses that exceed height claimed for control on height charts above.	Up to and including grasses in the seed head stage.	12 (0.188 lb. a.i.)	16 (0.250 lb. a.i.)

Add a crop oil concentrate at 1 qt./A by ground to the finished spray volume.

**Restrictions:**

- **DO NOT** apply as part of a tank mix when applying **Axill Solutions Clethodim 2EC** for grass suppression.
- **DO NOT** apply more than 16 fl. oz. (0.250 lb. a.i.) per acre per application.
- **DO NOT** apply more than 64 fl. oz. (1.000 lb. a.i.) per acre per year.
- **DO NOT** apply more than 4 applications at 12 - 16 fl. oz. per year.
- **RTI:** For repeat applications, make on a minimum of a 14-day interval.

#### DIRECTIONS FOR ANNUAL GRASSES (EXCEPT FOR IN ESTABLISHED ALFALFA AND PEPPERMINT AND SPEARMINT TOPS)

Apply up to actively growing grasses at listed weed heights. Apply when the first grass weed species in a mixed grass weed population reaches the listed growth stage for treatment. Use the high rate under heavy grass pressure and/or when grasses are at maximum height.

**Restrictions:**

- **DO NOT** exceed the maximum per application rate listed in the table, **CROP SPECIFIC RESTRICTIONS AND LIMITATIONS FOR AXILL SOLUTIONS CLETHODIM 2EC.**
- **DO NOT** exceed the maximum yearly rate listed in the table, **CROP SPECIFIC RESTRICTIONS AND LIMITATIONS FOR AXILL SOLUTIONS CLETHODIM 2EC.**
- **DO NOT** exceed the maximum number of annual applications listed in the table, **CROP SPECIFIC RESTRICTIONS AND LIMITATIONS FOR AXILL SOLUTIONS CLETHODIM 2EC.**

Grass Species	Scientific Name	Weed Height* (Inches)	Rate Fl. Oz./Acre <sup>1</sup>	High Rate <sup>2</sup>
Barnyardgrass	<i>Echinochloa crus-galli</i>	2 to 8	6	8
Broadleaf Signalgrass	<i>Brachiaria platyphylla</i>	2 to 6	6	8
Brome				
California	<i>Bromus carinatus</i>	2 to 6	6	8
Cheat	<i>Bromus secalinus</i>	2 to 6	6	8
Downy	<i>Bromus tectorum</i>	2 to 6	6	8
Ripgut	<i>Bromus diandrus</i>	2 to 6	6	8
Canarygrass	<i>Phalaris canariensis</i>	1 to 4	6	8
Crabgrass				
Hairy	<i>Digitaria adscendens</i>	2 to 6**	6	8
Large	<i>Digitaria sanguinalis</i>	2 to 6**	6	8
Smooth	<i>Digitaria ischaemum</i>	2 to 6**	6	8
Southern	<i>Digitaria ciliaris</i>	2 to 6**	6	8
Crowfootgrass	<i>Dactyloctenium aegyptium</i>	2 to 6**	6	8
Fall Panicum	<i>Panicum dichotomiflorum</i>	2 to 8	6	8
Field Sandbur	<i>Cenchrus incertus</i>	2 to 6	6	8

\*Generally occurs between 3-leaf stage and tillering.

\*\*Length of lateral growth.

<sup>1</sup>4 fl. oz./A (0.063 lb. a.i./A); 6 fl. oz./A (0.094 lb. a.i./A); 8 fl. oz./A (0.125 lb. a.i./A).

<sup>2</sup>Rates higher than 8 fl. oz./A (0.125 lb. a.i./A) may be applied in certain geographic areas, cropping situations, or environmental conditions, where experience has shown that higher rates are needed for satisfactory control of annual grasses. In these situations, rates from 8 - 16 fl. oz./A (0.125 - 0.250 lb. a.i./A) may be applied. **Restrictions: DO NOT** exceed the maximum per application rate listed in the table, **CROP SPECIFIC RESTRICTIONS AND LIMITATIONS FOR AXILL SOLUTIONS CLETHODIM 2EC. DO NOT** exceed the maximum yearly rate listed in the table, **CROP SPECIFIC RESTRICTIONS AND LIMITATIONS FOR AXILL SOLUTIONS CLETHODIM 2EC. DO NOT** exceed the maximum number of annual applications listed in the table, **CROP SPECIFIC RESTRICTIONS AND LIMITATIONS FOR AXILL SOLUTIONS CLETHODIM 2EC.**

(continued)

Grass Species	Scientific Name	Weed Height* (Inches)	Rate Fl. Oz./Acre <sup>1</sup>	High Rate <sup>2</sup>
Foxtail				
Giant	<i>Setaria faberi</i>	2 to 12	6	8
Green	<i>Setaria viridis</i>	2 to 8	6	8
Yellow	<i>Setaria glauca</i>	2 to 8	6	8
Goosegrass	<i>Eleusine indica</i>	2 to 6**	6	8
Itchgrass	<i>Rottboellia cochinchinensis</i>	2 to 6	6	8
Jungle rice	<i>Echinochloa colona</i>	2 to 6	6	8
Lovegrass (Stinkgrass)	<i>Eragrostis ciliaris</i>	2 to 6	6	8
Rabbitsfoot Grass	<i>Polypogon monspeliensis</i>	1 to 4	6	8
Red Rice	<i>Oryza sativa</i>	1 to 3	6	8
Ryegrass				
Hardy	<i>Lolium remotum</i>	2 to 6	6	8
Italian	<i>Lolium multiflorum</i>	2 to 6	6	8
Seedling Johnsongrass	<i>Sorghum halepense</i>	4 to 10	6	8
Shattercane	<i>Sorghum bicolor</i>	6 to 18	6	8
Southwestern Cupgrass	<i>Eriochloa gracilis</i>	2 to 6	6	8
Sprangletop				
Amazon	<i>Leptochloa panicoides</i>	2 to 6	6	8
Bearded	<i>Leptochloa fascicularis</i>	2 to 6	6	8
Mexican	<i>Leptochloa uninervia</i>	2 to 6	6	8
Red	<i>Leptochloa filiformis</i>	2 to 6	6	8
Texas Panicum	<i>Panicum texanum</i>	2 to 6	6	8
Volunteer Cereals <sup>3</sup>				
Barley	<i>Hordeum vulgare</i>	2 to 6	6	8
Oats	<i>Avena sativa</i>	2 to 6	6	8
Rye	<i>Secale cereal</i>	2 to 6	6	8
Wheat	<i>Triticum aestivum</i>	2 to 6	6	8
Volunteer Corn <sup>4</sup>	<i>Zea mays</i>	4 to 12	4	6
Volunteer Corn <sup>4</sup>	<i>Zea mays</i>	12 to 24	6	8
Volunteer Corn (S.R.) <sup>5</sup>	<i>Zea mays</i>	4 to 12	8 (suppression only)	
Volunteer Grain Sorghum	<i>Sorghum bicolor</i>	8 to 12	6	8
Wild Oats	<i>Avena fatua</i>	2 to 6	6	8
Wild Proso Millet	<i>Panicum miliaceum</i>	2 to 10	6	8
Witchgrass	<i>Panicum capillare</i>	2 to 8	6	8
Woolly Cupgrass	<i>Eriochloa villosa</i>	2 to 8	6	8

\*Generally occurs between 3-leaf stage and tillering.

\*\*Length of lateral growth.

<sup>1</sup>4 fl. oz./A (0.063 lb. a.i./A); 6 fl. oz./A (0.094 lb. a.i./A); 8 fl. oz./A (0.125 lb. a.i./A).

<sup>2</sup>Rates higher than 8 fl. oz./A (0.125 lb. a.i./A) may be applied in certain geographic areas, cropping situations, or environmental conditions, where experience has shown that higher rates are needed for satisfactory control of annual grasses. In these situations, rates from 8 - 16 fl. oz./A (0.125 - 0.250 lb. a.i./A) may be applied. **Restrictions: DO NOT** exceed the maximum per application rate listed in the table, **CROP SPECIFIC RESTRICTIONS AND LIMITATIONS FOR AXILL SOLUTIONS CLETHODIM 2EC. DO NOT** exceed the maximum yearly rate listed in the table, **CROP SPECIFIC RESTRICTIONS AND LIMITATIONS FOR AXILL SOLUTIONS CLETHODIM 2EC. DO NOT** exceed the maximum number of annual applications listed in the table, **CROP SPECIFIC RESTRICTIONS AND LIMITATIONS FOR AXILL SOLUTIONS CLETHODIM 2EC.**

<sup>3</sup>When a cereal grain crop (including wheat) is interseeded for crop establishment or is planted as wind breaks to aid crop establishment, the minimum **Axill Solutions Clethodim 2EC** use rate for control is 8 fl. oz./A (0.125 lb. a.i./A).

<sup>4</sup>Includes Roundup Ready®, LibertyLink®, and volunteer corn.

<sup>5</sup>Poast Protected®.

**DIRECTIONS FOR ANNUAL AND PERENNIAL GRASS CONTROL  
IN ESTABLISHED ALFALFA AND PEPPERMINT AND SPEARMINT TOPS WITH AXILL SOLUTIONS CLETHODIM 2EC**

Grass Species	Weed Stage	Rate Fl. Oz./Acre	High Rate
Annual and Perennial Grasses Listed in Grass Table	See Table	10 (0.156 lb. a.i.)	16 (0.250 lb. a.i.)

**Mowing:** The best control of annual grasses can be achieved by applying **Axill Solutions Clethodim 2EC** before grass weeds are mowed. Once grass is mowed it becomes tougher to control, as much of the available leaf surface has been removed. In areas without a killing frost, some annuals can over-winter after having been mowed multiple times. These grasses form large crowns and may contain many viable buds. These grasses, even though they may be an annual grass, may require repeated applications of **Axill Solutions Clethodim 2EC** for partial or complete control.

**Irrigated Alfalfa and Mint (peppermint and spearmint tops):** Irrigation practices can be very critical to the successful use of **Axill Solutions Clethodim 2EC** in established alfalfa and mint (peppermint and spearmint tops) and may be necessary to initiate active growth of the weeds before application. Generally, applications 2 to 4 days after irrigation are most effective. Irrigation made shortly after application (2 days) can be effective, but more consistent grass control occurs when the irrigation is made before the application.

**Aerial Application:** Apply **Axill Solutions Clethodim 2EC** in a minimum of 10 GPA in established alfalfa and mint (peppermint and spearmint tops) when applying by air.

**Annual Grass Control:** Apply **Axill Solutions Clethodim 2EC** at the grass sizes indicated in the Annual Grass Table and rates indicated. If a grass has been cut, apply **Axill Solutions Clethodim 2EC** after active growth has resumed and regrowth has reached the minimum height and before it reaches the maximum height indicated. Apply before the alfalfa/mint (peppermint and spearmint tops) canopy covers the grasses and interferes with the spray coverage. Some annual grasses are spring- and summer-germinating plants, while others are fall-germinating plants, and the time they are actively growing and most susceptible to **Axill Solutions Clethodim 2EC** may vary from region to region. Also, some annuals germinate over an extended period of time, and because control of small grasses is desired, applications after each weed flush may be required. As a general rule spray spring- and summer-germinating grasses as early in the season as possible, after initial green-up. Spray fall-germinating weeds in the fall soon after they begin growing but before any damage is done due to frost. Late fall applications may be less effective due to environmental conditions, including frost, slower plant growth, or the onset of flowering.

**Perennial Grass Control:** **Axill Solutions Clethodim 2EC** effectively controls perennial grasses including Bermudagrass, Johnsongrass, quackgrass, wirestem muhly, tall fescue, foxtail barley and orchardgrass. Due in part to lack of tillage, perennial grasses are more difficult to control in perennial crops including established alfalfa or mint (peppermint and spearmint tops). A program of repeated applications is usually necessary for best results. The best way to control perennial grasses is to do so in the year of stand establishment before rhizomes and stolons become large and difficult to kill.

Use the high rate under heavy grass pressure and/or when grasses are at or near maximum height.

Always add a crop oil concentrate at 1 qt./A by ground or 1% v/v (but not less than 1 pt./A) to the finished spray volume by air.

**Restrictions:**

- **DO NOT** apply more than 16 fl. oz. (0.250 lb. a.i.) per acre per application.
- **DO NOT** apply more than 32 fl. oz. (0.500 lb. a.i.) per acre per year.
- **DO NOT** apply more than 3 applications at the lowest rate, 10 fl. oz., or 2 applications at the highest rate, 16 fl. oz., per year.
- **RTI:** For repeat applications, make on a minimum of a 14-day interval.

**DIRECTIONS FOR ANNUAL BLUEGRASS CONTROL WITH AXILL SOLUTIONS CLETHODIM 2EC**

Grass Species	Weed Stage	Rate Fl. Oz./Acre	High Rate
Annual Bluegrass ( <i>Poa annua</i> )	to 4-leaf	6* (0.094 lb. a.i.)	16 (0.250 lb. a.i.)

Apply under favorable soil moisture and humidity, which exists within a few days after rainfall or within 7 days after irrigation. Grass needs to be actively growing at time of application(s). Apply at weed stage indicated on the label, as reduced control can be expected with more mature annual bluegrass. Use the high rate under heavy grass pressure and/or when annual bluegrass is more mature.

**Note:** Always add a crop oil concentrate at 1 qt./A by ground to the finished spray volume.

\*Use a minimum of 10 fl. oz./A (0.156 lb. a.i./A) to control annual bluegrass in seedling and established alfalfa and mint.

**Restrictions:**

- **DO NOT** apply more than 16 fl. oz. (0.250 lb. a.i.) per acre per application.
- **DO NOT** apply more than 64 fl. oz. (1.000 lb. a.i.) per acre per year.
- **DO NOT** apply more than 4 applications at the lowest rate, 6 fl. oz., or 2 applications at the highest rate, 16 fl. oz., per year.
- **RTI:** For repeat applications, make on a minimum of a 14-day interval.

**DIRECTIONS FOR USE IN ROUNDUP READY FIELD CORN (BURNDOWN)**

Grass Species	Weed Size (Inches)	Rate when Applied Alone or With Glyphosate
Field Corn	Up to 12	3 fl. oz./A (0.047 lb. a.i.)
For control of existing stand of Roundup Ready field corn or volunteer Roundup Ready field corn before replanting corn. Care must be taken to avoid in-field boom (spray) overlaps or excessive crop injury may occur. Replant no sooner than 6 days after application.		
<b>Adjuvants:</b> NIS at 0.25% v/v plus AMS at 2.5 - 4.0 lbs./A.		
<b>Restrictions:</b>		
<ul style="list-style-type: none"> <li>• <b>DO NOT</b> use COC or MSO with <b>Axill Solutions Clethodim 2EC</b> in this use pattern.</li> <li>• <b>DO NOT</b> apply more than 3 fl. oz. (0.05 lb. a.i.) per acre per application.</li> <li>• <b>DO NOT</b> apply more than 12 fl. oz. (0.19 lb. a.i.) per acre per year.</li> <li>• <b>DO NOT</b> apply more than 4 applications at 3 fl. oz. per year.</li> <li>• <b>RTI:</b> For repeat applications, make on a minimum of a 14-day interval.</li> </ul>		

**DIRECTIONS FOR REDUCED RATE TO CONTROL SMALL ANNUAL GRASSES IN CANOLA, DRIED SHELLED BEAN AND PEA (INCLUDING SOYBEAN), EDIBLE PODEDDED LEGUME VEGETABLES, FLAX, MUSTARD SEED, SUCCULENT SHELLED BEAN AND PEA, AND SUGAR BEET**  
(Reduced rate directions not for use in California.)

Apply only to actively growing grasses at listed weed heights. Apply when the first grass weed species in a mixed grass weed population reaches the advised growth stage for treatment. Regrowth by tillering may occur if application is made when plants are stressed by lack of moisture, excessive moisture, low or high temperatures and/or under very low humidity.

**Restrictions:**

- **DO NOT** apply more than 5 fl. oz. (0.078 lb. a.i.) per acre per application.
- **DO NOT** apply more than 20 fl. oz. (0.313 lb. a.i.) per acre per year.
- **DO NOT** apply more than 4 applications at 4 - 5 fl. oz. per year.
- **RTI:** For repeat applications, make on a minimum of a 14-day interval.

Grass Species	Scientific Name	Weed Height (Inches)	Rate Fl. Oz./Acre <sup>1,2</sup>
Barnyardgrass	<i>Echinochloa crus-galli</i>	1 to 4	4
Broadleaf Signalgrass	<i>Brachiaria platyphylla</i>	1 to 4	5
Crabgrass			
Large	<i>Digitaria sanguinalis</i>	1 to 3*	4
Large	<i>Digitaria sanguinalis</i>	1 to 4*	5
Smooth	<i>Digitaria ischaemum</i>	1 to 3*	4
Smooth	<i>Digitaria ischaemum</i>	1 to 4*	5
Southern	<i>Digitaria ciliaris</i>	1 to 4*	5
Fall Panicum	<i>Panicum dichotomiflorum</i>	1 to 4	4
Foxtail			
Giant	<i>Setaria faberi</i>	1 to 4	4
Green	<i>Setaria viridis</i>	1 to 4	4
Millet	<i>Setaria italic</i>	1 to 4	5
Yellow	<i>Setaria glauca</i>	1 to 4	4
Seedling Johnsongrass	<i>Sorghum halepense</i>	1 to 6	5
Shattercane	<i>Sorghum bicolor</i>	4 to 10	4
Texas Panicum	<i>Panicum texanum</i>	1 to 4	5
Volunteer Cereals			
Barley	<i>Hordeum vulgare</i>	1 to 4	5
Oats	<i>Avena sativa</i>	1 to 4	5
Wheat	<i>Triticum aestivum</i>	1 to 4	5

\*Length of lateral growth.

\*\*Not sethoxydim-resistant (S.R.) Corn.

<sup>1</sup>Always add a crop oil concentrate at 1 qt./A by ground application to the finished spray volume.

<sup>2</sup>4 fl. oz./A (0.063 lb. a.i./A); 5 fl. oz./A (0.078 lb. a.i./A)

(continued)

Grass Species	Scientific Name	Weed Height (Inches)	Rate Fl. Oz./Acre <sup>1,2</sup>
Volunteer Corn**	<i>Zea mays</i>	4 to 12	4
Wild Proso Millet	<i>Panicum miliaceum</i>	1 to 6	4
Wild Oats	<i>Avena fatua</i>	1 to 4	5

\*Length of lateral growth.  
\*\*Not sethoxydim-resistant (S.R.) Corn.  
<sup>1</sup>Always add a crop oil concentrate at 1 qt./A by ground application to the finished spray volume.  
<sup>2</sup>4 fl. oz./A (0.063 lb. a.i./A); 5 fl. oz./A (0.078 lb. a.i./A)

#### DIRECTIONS FOR PERENNIAL GRASSES

Apply only to actively growing grasses at listed weed heights. Apply when the first grass weed species in a mixed grass weed population reaches the advised growth stage for treatment. Use the high rate under heavy grass pressure and/or when grasses are at maximum height.

#### Restrictions:

- **DO NOT** exceed the maximum per application rate listed in the table, **CROP SPECIFIC RESTRICTIONS AND LIMITATIONS FOR AXILL SOLUTIONS CLETHODIM 2EC.**
- **DO NOT** exceed the maximum yearly rate listed in the table, **CROP SPECIFIC RESTRICTIONS AND LIMITATIONS FOR AXILL SOLUTIONS CLETHODIM 2EC.**
- **DO NOT** exceed the maximum number of annual applications listed in the table, **CROP SPECIFIC RESTRICTIONS AND LIMITATIONS FOR AXILL SOLUTIONS CLETHODIM 2EC.**

Grass Species	Weed Height (Inches)	Rate Fl. Oz./Acre <sup>1</sup>	High Rate
<b>Bermudagrass (<i>Cynodon dactylon</i>)</b>			
First Application	3 (or up to 6" runners)	8	16
Repeat Application(s) (if regrowth occurs)	3 (or up to 6" runners)	8	16
<b>Fescue, Tall (<i>Festuca arundinacea</i>)</b>			
First Application	4 to 8	8	16
Repeat Application(s) (if regrowth occurs)	4 to 8	8	16
<b>Foxtail Barley (<i>Hordeum jubatum</i>)</b>			
First Application	2 to 6	8	16
Repeat Application(s) (if regrowth occurs)	2 to 6	8	16
<b>Orchardgrass (<i>Dactylis glomerata</i>)</b>			
First Application	4 to 8	8	16
Repeat Application(s) (if regrowth occurs)	4 to 8	8	16
<b>Quackgrass* (<i>Elytrigia repens</i>)</b>			
First Application	4 to 12	8	16
Repeat Application(s) (if regrowth occurs)	4 to 12	8	16
<b>Rhizome Johnsongrass (<i>Sorghum halepense</i>)</b>			
First Application	12 to 24	8	16
Repeat Application(s) (if regrowth occurs)	6 to 18	6	8
<b>Wirestem Muhly (<i>Muhlenbergia frondosa</i>)</b>			
First Application	4 to 8	8	16
Repeat Application(s) (if regrowth occurs)	4 to 8	8	16

\*Control of quackgrass, perennial bluegrass and bentgrass with **Axill Solutions Clethodim 2EC** may be enhanced by adding Ammonium Sulfate (AMS) at 2.5 - 4.0 lbs./A.  
<sup>1</sup>8 fl. oz./A (0.125 lb. a.i./A); 16 fl. oz./A (0.250 lb. a.i./A)

(continued)

Grass Species	Weed Height (Inches)	Rate Fl. Oz./Acre <sup>1</sup>	High Rate
Perennial Bluegrass*			
Roughstalk ( <i>Poa trivialis</i> )			
Kentucky ( <i>Poa pretenses</i> )			
First Application	2 to 4	8	16
Repeat Application(s) (if regrowth occurs)	2 to 4	8	16
Bentgrass* ( <i>Agrostis</i> spp.)			
First Application	2 to 4	-	16
Repeat Application(s) (if regrowth occurs)	2 to 4	-	16

\*Control of quackgrass, perennial bluegrass and bentgrass with **Axill Solutions Clethodim 2EC** may be enhanced by adding Ammonium Sulfate (AMS) at 2.5 - 4.0 lbs./A.  
<sup>1</sup>8 fl. oz./A (0.125 lb. a.i./A); 16 fl. oz./A (0.250 lb. a.i./A)

### TANK MIXES PRODUCT INFORMATION

The labels for each of the herbicides specified for tank mixing with **Axill Solutions Clethodim 2EC** are unique to the characteristics of those products and contain restrictions and limitations that may be more restrictive than the **Axill Solutions Clethodim 2EC** label in certain considerations. Those concerns may include, but are not limited to:

- Always read and follow the restrictions and limitations for all products whether used alone or in a tank mix. The most restrictive labeling of any product used applies in tank mixtures, including all crop rotational and other crop restrictions.
- Geographic restrictions – all products are not registered for use in all areas and rates may vary from one region of labeled use to another;
- Crop rotation restrictions;
- Applicator certification requirements;
- Worker safety rules (e.g., protective clothing, reentry time, posting);
- Soil type or soil characteristics (e.g., pH, OM);
- Maximum dosage or number of applications per year;
- Rain free period required; or
- Application timing (e.g., pre-harvest interval).
- **DO NOT** exceed the total annual rates.

It is the pesticide user's responsibility to ensure that all products are registered for the intended use. Read and follow the applicable restrictions and limitations and directions for use on all product labels involved in tank mixing. Users must follow the most restrictive directions for use and precautionary statements of each product in the tank mixture.

THE MOST RESTRICTIVE LABELING OF ANY PRODUCT USED IN A TANK MIX MUST BE FOLLOWED.

### TANK MIX APPLICATION OF AXILL SOLUTIONS CLETHODIM 2EC AND BROADLEAF HERBICIDES FOR CONTROL OF GRASSES AND BROADLEAF WEEDS

- Apply only to actively growing grass and broadleaf weeds at the height or growth stage listed on each label.
- Apply when the first grass or broadleaf weed species in a mixed population reaches the labeled height or growth stage for treatment.
- Apply under favorable soil moisture and humidity that exist a few days after rainfall or within 7 days after irrigation.
- Always add the appropriate adjuvant to the spray mix at the rate specified for each specific tank mix combination.
- Tank mix applications may sometimes result in reduced grass control and possible increases in crop injury as compared to either product used alone. If regrowth occurs, or an additional flush of new grass emerges, make a second application of **Axill Solutions Clethodim 2EC**, as specified in the respective size and rate tables.
- **DO NOT** tank mix **Axill Solutions Clethodim 2EC** when broadleaf weeds are tall and/or dense enough to prevent proper grass coverage.

### MIXING INSTRUCTIONS

1. Fill clean spray tank ½ to ¾ of desired level with clean water.
2. While agitating, add the correct amount of **Axill Solutions Clethodim 2EC**. Agitation will create a rippling or rolling action on the water surface.
3. If tank mixing **Axill Solutions Clethodim 2EC** with other labeled herbicides, add water soluble bags first, followed by dry formulations, flowables, emulsifiable concentrates, and then solutions. Prepare no more spray mixture than is required for the immediate spray operation.
4. Add any required adjuvants (crop oil concentrate, non-ionic surfactant and/or nitrogen solution).
5. Fill spray tank to desired level with water. Continue agitation until all spray solution has been applied.

Failure to agitate the spray solution may result in improper mixing of the herbicides and unsatisfactory weed control. Mixing and compatibility qualities must be verified by a jar test.

### Information on Antagonism

Tank mixes of **Axill Solutions Clethodim 2EC** with post-emergence broadleaf herbicides have shown some reduction or failure to control certain grass species which would have otherwise been controlled when **Axill Solutions Clethodim 2EC** is applied alone. Activity of the post-emergence broadleaf herbicide in the tank mix is not affected.

**ALFALFA**

**Table 1. AXILL SOLUTIONS CLETHODIM 2EC TANK MIXES WITH BROADLEAF HERBICIDES FOR ALFALFA**

(Refer to the instruction tables above for specific grasses and growth stages.)

Product <sup>2</sup>	Application Rates/Acre <sup>1</sup>		Crop Oil Concentrate <sup>3</sup> (V/V)	
	Annual Grasses	Perennial Grasses	Ground	Air
<b>Axill Solutions Clethodim 2EC</b> + 2,4-DB <sup>4</sup>	10 - 16 fl. oz. (0.156 - 0.250 lb. a.i.) + Refer to product label for use rates.	10 - 16 fl. oz. (0.156 - 0.250 lb. a.i.) + Refer to product label for use rates.	1%	1%
<b>Axill Solutions Clethodim 2EC</b> + Imazethapyr <sup>5</sup>	10 - 16 fl. oz. (0.156 - 0.250 lb. a.i.) + Refer to product label for use rates.	-	1%	1%
<b>Axill Solutions Clethodim 2EC</b> + bromoxynil octanoate <sup>6</sup>	10 - 16 fl. oz. (0.156 - 0.250 lb. a.i.) + Refer to product label for use rates.	-	0.5%	0.5%

**Restriction: DO NOT** apply when alfalfa is under moisture, temperature, insect or disease stress or has been stressed by other pesticide carryover or application.

<sup>1</sup>If grass regrowth occurs or an additional flush of new grass emerges, make a second application of **Axill Solutions Clethodim 2EC** alone (without a tank mix herbicide), according to the appropriate size and rate requirements.

<sup>2</sup>Broadleaf weed control may be reduced when grass populations are tall or dense enough to intercept the spray pattern and prevent them from receiving complete coverage. Tank mixing is not advised in these situations.

<sup>3</sup>Always use a crop oil concentrate at the listed rate (but not less than 1 pt./A) in the finished spray volume.

<sup>4</sup>**Axill Solutions Clethodim 2EC** plus 2,4-DB may increase the severity of crop injury when tank mixed. Alfalfa plants will generally outgrow this temporary crop injury within a few weeks.

<sup>5</sup>Before using this tank mix, read and understand the imazethapyr labels for geographical restrictions and restrictions regarding alfalfa growth stage and type. Failure to do so can result in crop injury to alfalfa.

<sup>6</sup>In the states of Washington, Oregon, Idaho, Montana, Wyoming, Colorado, Utah, Nevada and the western halves of North Dakota, South Dakota, Nebraska, and Kansas: The **Axill Solutions Clethodim 2EC** plus bromoxynil octanoate tank mix must be applied in the fall or spring to seedling alfalfa when the majority of the field has a minimum of 2 trifoliates. Unacceptable crop injury may occur to alfalfa seedlings less than the 2 trifoliolate leaf stage. **Axill Solutions Clethodim 2EC** plus bromoxynil octanoate applications made when temperatures are expected to exceed 80°F at (and 3 days following) application can result in unacceptable crop injury. In the states not listed above, apply in the fall or spring to seedling alfalfa when the majority of the field has a minimum of 4 trifoliolate leaves. When the alfalfa stand is uneven and conditions favor leaf burn, unacceptable crop injury may occur to alfalfa in the 2 trifoliolate or smaller stage of growth. **Axill Solutions Clethodim 2EC** plus bromoxynil octanoate applications made when temperatures are expected to exceed 70°F at (and 3 days following) application can result in unacceptable crop injury. Crop leaf burn can occur following **Axill Solutions Clethodim 2EC** plus bromoxynil octanoate or application. Warm, humid conditions may enhance leaf burn. New crop growth will not be affected.

**CANOLA (EXCEPT FLAX)**

**Not for Use in California.**

**Rapeseed Subgroup 20A (except flax seed, mustard seed, and sesame seed)**

**Table 2. REDUCED RATE AXILL SOLUTIONS CLETHODIM 2EC TANK MIXES WITH BROADLEAF HERBICIDES**

(Refer to the tables above for specific grasses and growth stages.)

Product	Application Rates/Acre		Ammonium Sulfate	
	Annual Grasses <sup>1</sup>	Perennial Grasses	Ground	Air
<b>Axill Solutions Clethodim 2EC</b> + glufosinate <sup>2</sup>	4 - 5 fl. oz. (0.063 - 0.078 lb. a.i.) + Refer to product label for use rates.	-	3.0 lbs.	3.0 lbs.

**Restriction: DO NOT** apply **Axill Solutions Clethodim 2EC** tank mix during or after bolting or flowering or crop injury may occur.

<sup>1</sup>Annual grasses and sizes controlled with these tank mixtures are those that are identified in the **DIRECTIONS FOR REDUCED RATE TO CONTROL SMALL ANNUAL GRASSES** table.

<sup>2</sup>For use only on LibertyLink<sup>®</sup> canola.

**COTTON**

**Table 3. AXILL SOLUTIONS CLETHODIM 2EC TANK MIXED WITH LACTOFEN AND MSMA APPLIED POST DIRECTED TO COTTON**

Product <sup>1</sup>	Application Rates/Acre <sup>2</sup>		Crop Oil Concentrate <sup>3</sup> (V/V)
	Annual Grasses	Perennial Grasses	Ground
<b>Axill Solutions Clethodim 2EC<sup>4</sup></b> + lactofen + MSMA (4.0 lbs./gal.) or MSMA (6.6 lbs./gal.)	6 - 8 fl. oz. (0.094 - 0.125 lb. a.i.)	8 - 16 fl. oz. (0.094 - 0.125 lb. a.i.)	1%
	See lactofen label for rates to control broadleaf weeds and height limitations for cotton. Refer to the <b>Axill Solutions Clethodim 2EC</b> label for weed height and species controlled.		
	See MSMA label for rates to control broadleaf weeds and height limitations for cotton. Refer to the <b>Axill Solutions Clethodim 2EC</b> label for weed height and species controlled.		

Reduce broadcast rate in proportion to the band area actually treated.

<sup>1</sup>Broadleaf weed control may be reduced when grass populations are tall or dense enough to intercept the spray pattern and prevent them from receiving complete coverage. Tank mixing is not advised in these situations.

<sup>2</sup>If grass regrowth occurs or an additional flush of new grass emerges, make a second application of **Axill Solutions Clethodim 2EC** alone (without a tank mix herbicide), according to the appropriate size and rate requirements.

<sup>3</sup>Always use a crop oil concentrate at the listed rate (but not less than 1 pt./A) in the finished spray volume.

<sup>4</sup>If at the time of application, grass height is so tall that post-directed applications cannot get good coverage over the top of the grassy weeds, then poor control may result and a second (non-post directed) application of **Axill Solutions Clethodim 2EC** may be necessary.

**Table 4. AXILL SOLUTIONS CLETHODIM 2EC TANK MIXED WITH BROMOXNYL OCTANOATE AND BROMOXNYL HEPTANOATE TO CONTROL EMERGED WEEDS IN BXN COTTON AS A BROADCAST APPLICATION**

Product <sup>1</sup>	Application Rates/Acre <sup>2</sup>		Crop Oil Concentrate/Acre <sup>3</sup>
	Annual Grasses		
<b>Axill Solutions Clethodim 2EC</b> + bromoxnyl octanoate and bromoxnyl heptanoate	8 - 16 fl. oz. (0.125 - 0.250 lb. a.i.)	+	1 qt.
	See product label for use rates to control broadleaf weeds and height limitations for cotton.		

Use a minimum of 10 gals. of spray solution per acre. See charts for grasses controlled.

**Restrictions:**

- **DO NOT** apply the **Axill Solutions Clethodim 2EC** plus bromoxnyl octanoate and bromoxnyl heptanoate tank mix within 75 days of harvest.
- **DO NOT** exceed 2 applications of bromoxnyl octanoate and bromoxnyl heptanoate before cotton is 12" tall and 1 application after 12" tall.

<sup>1</sup>Broadleaf weed control may be reduced when grass populations are tall or dense enough to intercept the spray pattern and prevent them from receiving complete coverage.

<sup>2</sup>If grass regrowth occurs or an additional flush of new grass emerges, make a second application of **Axill Solutions Clethodim 2EC** at the prescribed rate with the appropriate amount of crop oil concentrate in a non-bromoxnyl octanoate and bromoxnyl heptanoate tank mix.

<sup>3</sup>Always add a crop oil concentrate at 1 qt./A by ground in the finished spray solution.

**Table 5. AXILL SOLUTIONS CLETHODIM 2EC TANK MIXED WITH GLYPHOSATE TO CONTROL EMERGED GRASSES IN COTTON AS A BROADCAST APPLICATION**

Product	Application Rates/Acre <sup>1</sup>		Adjuvant	
	Annual Grasses	Perennial Grasses	Glyphosate formulation with built in adjuvant	Glyphosate formulation without built in adjuvant
<b>Axill Solutions Clethodim 2EC</b> + glyphosate	6 - 8 fl. oz. (0.094 - 0.125 lb. a.i.)	8 - 16 fl. oz. (0.125 - 0.250 lb. a.i.)	Non-ionic surfactant @ 0.125 to 0.25% v/v plus ammonium sulfate @ 8.5 to 17 lbs. per 100 gals. of carrier.	Crop oil concentrate @ 1 pt./A plus ammonium sulfate @ 8.5 to 17 lbs. per 100 gals. of carrier.
	See glyphosate label for use rates to control broadleaf weeds and height limitations for cotton.			

See charts for grasses controlled. Use a minimum of 10 gals. of spray solution per acre.

<sup>1</sup>If grass regrowth occurs or an additional flush of new grass emerges, make a second application of **Axill Solutions Clethodim 2EC** at the prescribed rate with the appropriate amount of crop oil concentrate.

**BEANS (DRY AND SUCCULENT SHELLED)**

Not for Use in California.

Succulent Shelled Pea and Bean Subgroup 6B, Dried Shelled Pea and Bean (except Soybean) Subgroup 6C

**Table 6. AXILL SOLUTIONS CLETHODIM 2EC TANK MIXES WITH BROADLEAF HERBICIDES FOR BEANS (DRY AND SUCCULENT SHELLED)**

(Refer to the instruction tables above for specific grasses and growth stages.)

Product <sup>2</sup>	Application Rates/Acre <sup>1</sup>		Crop Oil Concentrate <sup>3</sup> (V/V)	
	Annual Grasses	Perennial Grasses	Ground	Air
	<b>Axill Solutions Clethodim 2EC</b> + sodium bentazon	8 - 10 fl. oz. (0.125 - 0.156 lb. a.i.) + Refer to product label for use rates.	10 - 16 fl. oz. (0.156 - 0.250 lb. a.i.) + Refer to product label for use rates.	1%

<sup>1</sup>If grass regrowth occurs or an additional flush of new grass emerges, make a second application of **Axill Solutions Clethodim 2EC** alone (without a tank mix herbicide), according to the appropriate size and rate specifications.

<sup>2</sup>Broadleaf weed control may be reduced when grass populations are tall enough or dense enough to intercept the spray pattern and prevent them from receiving complete coverage. Tank mixing is not advised in these situations.

<sup>3</sup>Always use a crop oil concentrate at the listed rate (but not less than 1 pt./A) in the finished spray volume.

**FLAX**

Not for Use in California.

**Table 7. REDUCED RATE AXILL SOLUTIONS CLETHODIM 2EC TANK MIXED WITH BROADLEAF HERBICIDES FOR FLAX**

(Refer to the tables above for specific grasses and growth stages.)

Product	Application Rates/Acre		Crop Oil Concentrate	
	Annual Grasses <sup>1</sup>	Perennial Grasses	Ground	Air
<b>Axill Solutions Clethodim 2EC</b> + MCPA and bromoxynil octanoate and bromoxynil heptanoate	4 - 5 fl. oz. (0.063 - 0.078 lb. a.i.) + Refer to product label for use rates.	-	1 pt.	1 pt.
<b>Axill Solutions Clethodim 2EC</b> + bromoxynil octanoate	4 - 5 fl. oz. (0.063 - 0.078 lb. a.i.) + Refer to product label for use rates.	-	1 pt.	1 pt.
<b>Axill Solutions Clethodim 2EC</b> + MCPA, 2-ethylhexyl ester	4 - 5 fl. oz. (0.063 - 0.078 lb. a.i.) + Refer to product label for use rates.	-	1 pt.	1 pt.

**Restrictions:**

- **DO NOT** apply **Axill Solutions Clethodim 2EC** tank mix during or after the bud stage or to ornamental flax or crop injury may occur.
- **DO NOT** apply tank mixes if temperatures are expected to exceed 85°F at (or 3 days following) application or crop injury may occur.

<sup>1</sup>Annual grasses and sizes controlled with these tank mixtures are those that are identified in the **DIRECTIONS FOR REDUCED RATE TO CONTROL SMALL ANNUAL GRASSES** table.

**SOYBEAN**

**Table 8. AXILL SOLUTIONS CLETHODIM 2EC TANK MIXES\* TO CONTROL ANNUAL GRASSES WHEN USED AS A BURNDOWN IN NO-TILL SOYBEAN**

Product	Product Rate/Acre <sup>1</sup>	Grass Height (Inches)	Crop Oil Concentrate/Acre <sup>2</sup>	28%N or 32%N Qts./A or 2.5 to 4.0 Lbs. AMS
Axill Solutions Clethodim 2EC + 2,4-D ester*	3 fl. oz. (0.047 lb. a.i.)	Foxtail 1 to 3 Fall Panicum 1 to 3	1 qt.	1 to 2 qts. or 2.5 to 4.0 lbs. AMS
	4 fl. oz. (0.063 lb. a.i.)	Foxtail 1 to 4 Fall Panicum 1 to 4	1 qt.	1 to 2 qts. or 2.5 to 4.0 lbs. AMS
	6 - 8 fl. oz. (0.094 - 0.125 lb. a.i.) + Refer to product label for use rates.	(See Grass Chart for grasses claimed.)	1 qt.	1 to 2 qts. or 2.5 to 4.0 lbs. AMS

**Restriction: DO NOT** use 2,4-D ester where drift sensitive crops may be grown.

\*The following products can be tank mixed with **Axill Solutions Clethodim 2EC** plus 2,4-D ester: flumioxazin, chlorimuron-ethyl + sulfentrazone, metolachlor, s-metolachlor, pendimethalin, metribuzin, metribuzin plus the metolachlor/s-metolachlor products, and glyphosate.

<sup>1</sup>If regrowth occurs or an additional flush of new grass emerges, make a second application of **Axill Solutions Clethodim 2EC** according to the appropriate size and rate requirements.

<sup>2</sup>Always use a crop oil concentrate at the listed rate in the finished spray volume.

**Table 9. AXILL SOLUTIONS CLETHODIM 2EC TANK MIXES WITH BROADLEAF HERBICIDES FOR SOYBEAN (Refer to the tables above for specific grasses and growth stages.)**

Product <sup>2</sup>	Application Rates/Acre <sup>1</sup>		Crop Oil Concentrate <sup>3</sup> (V/V)	
	Annual Grasses	Perennial Grasses	Ground	Air
Axill Solutions Clethodim 2EC + lactofen	6 - 8 fl. oz. (0.094 - 0.125 lb. a.i.) + Refer to product label for use rates.	8 - 16 fl. oz. (0.125 - 0.250 lb. a.i.) + Refer to product label for use rates.	0.5 to 1%	1%
Axill Solutions Clethodim 2EC + sodium bentazon	8 - 10 fl. oz. (0.125 - 0.156 lb. a.i.) + Refer to product label for use rates.	10 - 16 fl. oz. (0.156 - 0.250 lb. a.i.) + Refer to product label for use rates.	1%	1%
Axill Solutions Clethodim 2EC + glyphosate (For use on Roundup Ready soybean only.)	6 - 8 fl. oz. (0.094 - 0.125 lb. a.i.) + Refer to product label for use rates.	8 - 16 fl. oz. (0.125 - 0.250 lb. a.i.) + Refer to product label for use rates.	0.5 to 1% <sup>4</sup>	1% <sup>4</sup>
Axill Solutions Clethodim 2EC + sodium acifluorfen	6 - 8 fl. oz. (0.094 - 0.125 lb. a.i.) + Refer to product label for use rates.	6 - 8 fl. oz. (0.094 - 0.125 lb. a.i.) + Refer to product label for use rates.	0.5 to 1%	1%
Axill Solutions Clethodim 2EC + sodium salt of fomesafen <sup>6</sup>	6 - 8 fl. oz. (0.094 - 0.125 lb. a.i.) + Refer to product label for use rates.	8 - 16 fl. oz. (0.125 - 0.250 lb. a.i.) + Refer to product label for use rates.	1%	1%
Axill Solutions Clethodim 2EC + chlorimuron-ethyl	8 - 10 fl. oz. (0.125 - 0.156 lb. a.i.) + Refer to product label for use rates.	10 - 16 fl. oz. (0.156 - 0.250 lb. a.i.) + Refer to product label for use rates.	1%	1%
Axill Solutions Clethodim 2EC <sup>c</sup> + imazethapyr	6 - 8 fl. oz. (0.094 - 0.125 lb. a.i.) + Refer to product label for use rates.	8 - 16 fl. oz. (0.125 - 0.250 lb. a.i.) + Refer to product label for use rates.	1%	1%

*(continued)*

**Table 9. AXILL SOLUTIONS CLETHODIM 2EC TANK MIXES WITH BROADLEAF HERBICIDES FOR SOYBEAN**  
 (Refer to the tables above for specific grasses and growth stages.) (continued)

Product <sup>2</sup>	Application Rates/Acre <sup>1</sup>		Crop Oil Concentrate <sup>3</sup> (V/V)	
	Annual Grasses	Perennial Grasses	Ground	Air
Axill Solutions Clethodim 2EC <sup>5</sup> + lactofen + chlorimuron-ethyl	8 - 10 fl. oz. (0.125 - 0.156 lb. a.i.) + Refer to product labels for use rates.	-	0.5%	1%
Axill Solutions Clethodim 2EC <sup>5</sup> + lactofen + sodium bentazon	8 - 10 fl. oz. (0.125 - 0.156 lb. a.i.) + Refer to product labels for use rates.	-	0.5%	1%
Axill Solutions Clethodim 2EC <sup>5</sup> + lactofen + imazethapyr	8 - 10 fl. oz. (0.125 - 0.156 lb. a.i.) + Refer to product labels for use rates.	-	0.5%	1%
Axill Solutions Clethodim 2EC <sup>5</sup> + sodium bentazon and sodium acifluorfen	8 - 10 fl. oz. (0.125 - 0.156 lb. a.i.) + Refer to product label for use rates.	-	0.5%	1%
Axill Solutions Clethodim 2EC <sup>5</sup> + flumiclorac + imazethapyr	8 - 10 fl. oz. (0.125 - 0.156 lb. a.i.) + Refer to product labels for use rates.	-	1%	1%
Axill Solutions Clethodim 2EC <sup>5</sup> + flumiclorac + sodium bentazon	8 - 10 fl. oz. (0.125 - 0.156 lb. a.i.) + Refer to product labels for use rates.	-	1%	1%
Axill Solutions Clethodim 2EC <sup>5</sup> + flumiclorac + chlorimuron-ethyl	8 - 10 fl. oz. (0.125 - 0.156 lb. a.i.) + Refer to product labels for use rates.	-	1%	1%
Axill Solutions Clethodim 2EC <sup>5</sup> + lactofen + flumiclorac	6 - 8 fl. oz. (0.094 - 0.125 lb. a.i.) + Refer to product labels for use rates.	-	0.5%	1%
Axill Solutions Clethodim 2EC <sup>5</sup> + cloransulam-methyl	6 - 8 fl. oz. (0.094 - 0.125 lb. a.i.) + Refer to product label for use rates.	8 - 16 fl. oz. (0.125 - 0.250 lb. a.i.) + Refer to product label for use rates.	1%	-
Axill Solutions Clethodim 2EC <sup>5</sup> + lactofen + cloransulam-methyl	6 - 8 fl. oz. (0.094 - 0.125 lb. a.i.) + Refer to product labels for use rates.	8 - 16 fl. oz. (0.125 - 0.250 lb. a.i.) + Refer to product labels for use rates.	1%	-
Axill Solutions Clethodim 2EC <sup>5</sup> + imazamox	6 - 8 fl. oz. (0.094 - 0.125 lb. a.i.) + Refer to product label for use rates.	-	1%	-

(continued)

**Table 9. AXILL SOLUTIONS CLETHODIM 2EC TANK MIXES WITH BROADLEAF HERBICIDES FOR SOYBEAN**  
(Refer to the tables above for specific grasses and growth stages.) (continued)

Product <sup>2</sup>	Application Rates/Acre <sup>1</sup>		Crop Oil Concentrate <sup>3</sup> (V/V)	
	Annual Grasses	Perennial Grasses	Ground	Air
Axill Solutions Clethodim 2EC <sup>5</sup> + lactofen + imazamox	6 - 8 fl. oz. (0.094 - 0.125 lb. a.i.) + Refer to product labels for use rates.	-	1%	-
Axill Solutions Clethodim 2EC <sup>5</sup> + thifensulfuron and chlorimuron-ethyl	6 - 8 fl. oz. <sup>7</sup> (0.094 - 0.125 lb. a.i.) + Refer to product label for use rates.	-	1 qt.	-
Axill Solutions Clethodim 2EC <sup>5</sup> + lactofen + thifensulfuron and chlorimuron-ethyl	6 - 8 fl. oz. <sup>7</sup> (0.094 - 0.125 lb. a.i.) + Refer to product label for use rates.	-	1 pt.	-
Axill Solutions Clethodim 2EC <sup>5</sup> + flumiclorac	6 - 8 fl. oz. (0.094 - 0.125 lb. a.i.) + Refer to product label for use rates.	-	1 qt.	-
Axill Solutions Clethodim 2EC <sup>5</sup> + cloransulam-methyl and flumetsulam	8 - 10 fl. oz. (0.125 - 0.156 lb. a.i.) + Refer to product label for use rates.	-	1%	-
Axill Solutions Clethodim 2EC + cloransulam-methyl + sodium salt of fomesafen <sup>6</sup>	6 - 8 fl. oz. (0.094 - 0.125 lb. a.i.) + Refer to product labels for use rates.	8 - 16 fl. oz. (0.125 - 0.250 lb. a.i.) + Refer to product labels for use rates.	1%	-

<sup>1</sup>If grass regrowth occurs or an additional flush of new grass emerges, make a second application of **Axill Solutions Clethodim 2EC** alone (without a tank mix herbicide), according to the appropriate size and rate specifications.

<sup>2</sup>Broadleaf weed control may be reduced when grass populations are tall or dense enough to intercept the spray pattern and prevent them from receiving complete coverage. Tank mixing is not advised in these situations.

<sup>3</sup>Always use a crop oil concentrate at the listed rate (but not less than 1 pt./A) in the finished spray volume.

<sup>4</sup>The addition of 2.5 lb. of ammonium sulfate is required when **Axill Solutions Clethodim 2EC** is tank mixed with glyphosate. If the glyphosate formulation has a stand-alone built in adjuvant, add 0.125% v/v non-ionic surfactant in place of crop oil concentrate. If the glyphosate formulation does not have a built in adjuvant, add 0.5 - 1% crop oil concentrate for ground application and 1% v/v for aerial application.

<sup>5</sup>The addition of 1 to 2 qts./A of liquid fertilizer (10-34-0, 28%N, or 32%N) is advised when **Axill Solutions Clethodim 2EC** is tank mixed with imazethapyr, flumiclorac, sodium bentazon and sodium acifluorfen, cloransulam-methyl, thifensulfuron and chlorimuron-ethyl, imazamox, cloransulam-methyl and flumetsulam, lactofen plus chlorimuron-ethyl, lactofen plus sodium bentazon, lactofen plus imazethapyr, lactofen plus cloransulam-methyl, lactofen plus thifensulfuron and chlorimuron-ethyl, and lactofen plus imazamox. An equivalent amount (2.5 - 4.0 lbs./A) of spray grade ammonium sulfate (AMS) may be added in place of liquid fertilizer. Fertilizer adjuvants are to be added in addition to the crop oil concentrate.

<sup>6</sup>Refer to sodium salt of fomesafen label for geographic and rotational restrictions.

<sup>7</sup>Annual grasses and sizes controlled with these tank mixes are those that are identified in the **DIRECTIONS FOR REDUCED RATE TO CONTROL SMALL ANNUAL GRASSES** table.

**Table 10. REDUCED RATE AXILL SOLUTIONS CLETHODIM 2EC TANK MIXES WITH BROADLEAF HERBICIDES FOR SOYBEAN**  
 (Refer to table Directions for reduced rate to control small annual grasses in canola, dry shelled bean and pea (including soybean, edible podded legume vegetables, flax, mustard seed, bean and pea (succulent), and sugar beet.)  
 (Reduced rate specifications not for use in California.)

Product	Application Rates/Acre <sup>1</sup>		Crop Oil Concentrate <sup>3,4</sup> (V/V)	
	Annual Grasses <sup>2</sup>	Perennial Grasses	Ground	Air
<b>Axill Solutions Clethodim 2EC</b> + cloransulam-methyl	4 to 8 fl. oz. (0.063 - 0.125 lb. a.i.) + Refer to product label for use rates.	-	1%	1%
<b>Axill Solutions Clethodim 2EC</b> + imazethapyr	4 to 6 fl. oz. (0.063 - 0.094 lb. a.i.) + Refer to product label for use rates.	-	1%	1%

<sup>1</sup>If grass regrowth occurs or an additional flush of new grass emerges, make a second application of **Axill Solutions Clethodim 2EC** alone (without a tank mix herbicide), according to the appropriate size and rate specifications.

<sup>2</sup>Annual grasses and sizes controlled with these tank mixtures are those that are identified in the **DIRECTIONS FOR REDUCED RATE TO CONTROL SMALL ANNUAL GRASSES** table.

<sup>3</sup>Always use a crop oil concentrate at the listed rate (but not less than 1 pt./A) in the finished spray volume.

<sup>4</sup>The addition of 1 - 2 qts./A of liquid fertilizer (10-34-0, 28%N, or 32%N) is required when **Axill Solutions Clethodim 2EC** is tank mixed at reduced rates. An equivalent amount (2.5 - 4.0 lbs./A) of spray grade ammonium sulfate (AMS) may be added in place of liquid fertilizer. Fertilizer adjuvants are to be added in addition to the crop oil concentrate.

**PEANUT (INCLUDING PERENNIAL)**

**Table 11. AXILL SOLUTIONS CLETHODIM 2EC TANK MIXES WITH BROADLEAF HERBICIDES FOR PEANUT (INCLUDING PERENNIAL)**  
 (Refer to the instruction tables above for specific grasses and growth stages.)

Product <sup>2</sup>	Application Rates/Acre <sup>1</sup>		Crop Oil Concentrate <sup>3</sup> (V/V)	
	Annual Grasses <sup>2</sup>	Perennial Grasses	Ground	Air
<b>Axill Solutions Clethodim 2EC</b> + sodium bentazon	8 - 10 fl. oz. (0.125 - 0.156 lb. a.i.) + Refer to product label for use rates.	-	1%	1%
<b>Axill Solutions Clethodim 2EC</b> + sodium acifluorfen	8 - 10 fl. oz. (0.125 - 0.156 lb. a.i.) + Refer to product label for use rates.	-	1%	1%
<b>Axill Solutions Clethodim 2EC</b> + sodium bentazon and sodium acifluorfen	8 - 10 fl. oz. (0.125 - 0.156 lb. a.i.) + Refer to product label for use rates.	-	1%	1%

<sup>1</sup>If grass regrowth occurs or an additional flush of new grass emerges, make a second application of **Axill Solutions Clethodim 2EC** alone (without a tank mix herbicide), according to the appropriate size and rate specifications.

<sup>2</sup>Broadleaf weed control may be reduced when grass populations are tall or dense enough to intercept the spray pattern and prevent them from receiving complete coverage. Tank mixing is not advised in these situations.

<sup>3</sup>Always use a crop oil concentrate at the listed rate (but not less than 1 pt./A) in the finished spray volume.

(continued)

**PEANUT (INCLUDING PERENNIAL)**

**Table 11. AXILL SOLUTIONS CLETHODIM 2EC TANK MIXES WITH BROADLEAF HERBICIDES FOR PEANUT (INCLUDING PERENNIAL)**  
(Refer to the instruction tables above for specific grasses and growth stages.) (continued)

<b>DIRECTIONS FOR GRASS SUPPRESSION FOR HARVEST EFFICIENCY IN PEANUT (INCLUDING PERENNIAL)</b> <b>WITH AXILL SOLUTIONS CLETHODIM 2EC</b>			
<b>Grass Species</b>	<b>Weed Stage</b>	<b>Rate Fl. Oz./Acre</b>	<b>High Rate</b>
Annual and perennial grasses that exceed height claimed for control on height charts " <b>DIRECTIONS FOR ANNUAL GRASSES</b> " and " <b>DIRECTIONS FOR PERENNIAL GRASSES</b> "	Up to and including grasses in the seed head stage.	16 (0.250 lb. a.i.)	32 (0.500 lb. a.i.)
Add a crop oil concentrate at 1 qt./A by ground to the finished spray volume.			
<b>Restrictions:</b>			
<ul style="list-style-type: none"> <li>• <b>DO NOT</b> apply as part of a tank mix when applying <b>Axill Solutions Clethodim 2EC</b> for grass suppression.</li> <li>• <b>DO NOT</b> apply more than 32 fl. oz. (0.500 lb. a.i.) per acre per application.</li> <li>• <b>DO NOT</b> apply more than 64 fl. oz. (1.000 lb. a.i.) per acre per year.</li> <li>• <b>DO NOT</b> apply more than 4 applications at the lowest rate, 16 fl. oz., or 2 applications at the highest rate, 32 fl. oz., per year.</li> <li>• <b>RTI:</b> For repeat applications, make on a minimum of a 14-day interval.</li> </ul>			

**SUGAR BEET**

**Table 12. AXILL SOLUTIONS CLETHODIM 2EC TANK MIXED WITH CLOPYRALID, MONOETHANOLAMINE SALT APPLIED TO SUGAR BEET**  
(Refer to the tables above for specific grasses and growth stages.)

<b>Product<sup>2</sup></b>	<b>Application Rates/Acre<sup>1</sup></b>		<b>Crop Oil Concentrate<sup>3</sup> (V/V)</b>	
	<b>Annual Grasses</b>	<b>Perennial Grasses</b>	<b>Ground</b>	<b>Air</b>
<b>Axill Solutions Clethodim 2EC</b> + clopyralid, monoethanolamine salt	6 - 8 fl. oz. (0.094 - 0.125 lb. a.i.)	8 - 16 fl. oz. (0.125 - 0.250 lb. a.i.)	1%	1%
Refer to product label for use rates.				

<sup>1</sup>If grass regrowth occurs or an additional flush of new grass emerges, make a second application of **Axill Solutions Clethodim 2EC** alone (without a tank mix herbicide), according to the appropriate size and rate specifications.

<sup>2</sup>Broadleaf weed control may be reduced when grass populations are tall or dense enough to intercept the spray pattern and prevent them from receiving complete coverage. Tank mixing is not advised in these situations.

<sup>3</sup>Always use a crop oil concentrate at the listed rate (but not less than 1 pt./A) in the finished spray volume.

**Table 13. AXILL SOLUTIONS CLETHODIM 2EC TANK MIXED WITH DESMEDIPHAM OR PHENMEDIPHAM AND DESMEDIPHAM APPLIED TO SUGAR BEET**

<b>Product<sup>1</sup></b>	<b>Weeds Controlled</b>		<b>Weed Height (Inches)</b>	<b>Application Rate/Acre<sup>2</sup></b>
	<b>Common Name</b>	<b>Scientific Name</b>		
<b>Axill Solutions Clethodim 2EC</b> + phenmedipham and desmedipham or desmedipham	Barnyardgrass	<i>Echinochloa crus-galli</i>	1 to 3	8 fl. oz. (0.125 lb. a.i.)
	Foxtail	<i>Setaria</i> spp.	1 to 3	
	Foxtail Millet	<i>Setaria italic</i>	1 to 3	See phenmedipham and desmedipham label for rates to control broadleaf weeds. No additives are advised in the tank mix.
	Wild Oat	<i>Avena fatua</i>	1 to 3	
	Wild Proso Millet	<i>Panicum miliaceum</i>	1 to 3	See desmedipham label for rates to control broadleaf weeds. No additives are advised in the tank mix.

If grass regrowth occurs or an additional flush of new grass emerges, make a second application of **Axill Solutions Clethodim 2EC** alone (without a tank mix herbicide), according to the appropriate size and rate specifications.

**Restriction: DO NOT** use crop oil concentrate. No additives are advised in the tank mix.

<sup>1</sup>Broadleaf weed control may be reduced when grass populations are tall or dense enough to intercept the spray pattern and prevent them from receiving complete coverage. Tank mixing is not advised in these situations.

<sup>2</sup>If grass regrowth occurs or an additional flush of new grass emerges, make a second application of **Axill Solutions Clethodim 2EC** at full label rate with appropriate rate of crop oil concentrate.

**Table 14. AXILL SOLUTIONS CLETHODIM 2EC PLUS DESMEDIPHAM OR PHENMEDIPHAM AND DESMEDIPHAM TANK MIX FOR 3 SEQUENTIAL APPLICATIONS FOR ANNUAL GRASS CONTROL (MICRO-RATE APPLICATION)**

Product	Application Rates/Acre <sup>1</sup>		Methylated Seed Oil <sup>2</sup> (V/V)	
	Annual Grasses	Grasses Controlled (Inches)	Ground	Air
<b>Axill Solutions Clethodim 2EC</b> + desmedipham or phenmedipham and desmedipham	2 - 3 fl. oz. (0.031 - 0.047 lb. a.i.) + Refer to product labels for use rates.	Green Foxtail (1-2) Yellow Foxtail (1-2) Barnyardgrass (1-2) Wild Oat (1-2) Volunteer Cereals (1-2)	1.5%	1.5%
<sup>1</sup> Broadleaf weed control may be reduced when grass populations are tall or dense enough to intercept the spray pattern and prevent them from receiving complete coverage. Tank mixing is not advised in these situations. <sup>2</sup> Always use a methylated seed oil at the listed rate (but not less than 1 pt./A) in the finished spray volume.				

**Directions for Use for Micro-Rate Applications to Sugar Beet**

Multiple micro-rate applications of **Axill Solutions Clethodim 2EC** in tank mixtures with reduced rates of desmedipham or phenmedipham and desmedipham and methylated seed oils may be applied by air or ground equipment to sugar beet to control early germinating annual grasses listed above. Refer to the desmedipham or phenmedipham and desmedipham product labels for use rates. Favorable climatic conditions (good conditions for plant growth and development) are essential for adequate weed control. All use precautions and restrictions on the desmedipham and phenmedipham and desmedipham master labels must be followed.

**Directions for Using Micro-Rate Multiple Applications of Axill Solutions Clethodim 2EC Tank Mixes**

Apply **Axill Solutions Clethodim 2EC** in broadcast applications only at a rate of 2 to 3 fl. oz./A (0.031 - 0.047 lb. a.i.) in tank mixture with either desmedipham or phenmedipham and desmedipham. Refer to the desmedipham or phenmedipham and desmedipham product labels for use rates. If weed control is not adequate due to climatic conditions, spray coverage or other factors, return to conventional application rates of **Axill Solutions Clethodim 2EC** (6 - 8 fl. oz./A; 0.094 - 0.125 lb. a.i.) and add rates of desmedipham or phenmedipham and desmedipham as directed on their label. When using conventional rates of desmedipham or phenmedipham and desmedipham in tank mixtures with **Axill Solutions Clethodim 2EC**, a spray adjuvant is not advised.

**Use Precautions for Micro-Rate Applications:**

Not all weeds will be adequately controlled, even with favorable climatic conditions. Conventional rates of **Axill Solutions Clethodim 2EC**, desmedipham or phenmedipham and desmedipham and/or hand labor may be required if multiple micro-rate applications do not adequately control weeds. Plugging of spray nozzles may be encountered due to the potential for formation of a precipitate in the spray solution that is often associated with micro-rate applications. To the extent consistent with applicable law, Axill Solutions, LLC will not be responsible for any nozzle plugging that may occur with the use of multiple micro-rate applications. See **Axill Solutions Clethodim 2EC**, desmedipham and phenmedipham and desmedipham master labels for further use precautions.

**Restriction: DO NOT** use methylated seed oil.

**Ground Application**

Use of sufficient spray volumes and pressure is essential to ensure complete coverage. Use a minimum of 10 gals. and a maximum of 20 gals. of spray solution per acre. Spray pressures must reflect a minimum of 30 PSI and a maximum of 60 PSI at the nozzle. **DO NOT** use flood nozzles.

**Aerial Application**

Use of sufficient spray volumes is essential to ensure complete coverage. Use a minimum of 5 gals. and a maximum of 15 gals. of spray solution per acre.

**Table 15. TANK MIX APPLICATION OF AXILL SOLUTIONS CLETHODIM 2EC AND FUNGICIDES FOR CONTROL OF GRASS WEEDS AND DISEASES IN SUGAR BEET**

Product <sup>2</sup>	Application Rates/Acre <sup>1</sup>		Crop Oil Concentrate <sup>3</sup> (V/V)
	Annual Grasses	Perennial Grasses	
<b>Axill Solutions Clethodim 2EC</b> + tetraconazole	6 - 8 fl. oz. (0.094 - 0.125 lb. a.i.) + Refer to product label for use rates.	8 - 16 fl. oz. (0.125 - 0.250 lb. a.i.) + Refer to product label for use rates.	1%
<sup>1</sup> If grass regrowth occurs, or an additional flush of new grass emerges, make a second application of <b>Axill Solutions Clethodim 2EC</b> alone (without a tank mix fungicide), according to the appropriate size and rate requirements. <sup>2</sup> Refer to <b>Axill Solutions Clethodim 2EC</b> and fungicide label for rates and weeds and diseases controlled. <sup>3</sup> Always use a crop oil concentrate at the listed rate (but not less than 1 pt./A) in the finished spray volume.			

**Table 16. TANK MIX APPLICATION OF AXILL SOLUTIONS CLETHODIM 2EC AND INSECTICIDES FOR CONTROL OF GRASS WEEDS AND INSECTS IN ALFALFA, COTTON, MINT, PEANUT (INCLUDING PERENNIAL), SOYBEAN AND SUNFLOWER**

Product <sup>2</sup>	Application Rates/Acre <sup>1</sup>		Crop Oil Concentrate (V/V) <sup>3</sup>	Crop					
	Annual Grasses	Perennial Grasses		Alfalfa <sup>4</sup>	Cotton	Peppermint & Spearmint Tops <sup>4,5</sup>	Peanut	Soybean	Sunflower
<b>Axill Solutions Clethodim 2EC</b> + acephate	6 - 8 fl. oz. (0.094 - 0.125 lb. a.i.) + Refer to product labels for use rates.	6 - 8 fl. oz. (0.094 - 0.125 lb. a.i.) + Refer to product labels for use rates.	1%		X	X	X		
<b>Axill Solutions Clethodim 2EC</b> + acephate <sup>6</sup>	6 - 8 fl. oz. (0.094 - 0.125 lb. a.i.) + Refer to product label for use rates.	8 - 16 fl. oz. (0.125 - 0.250 lb. a.i.) + Refer to product label for use rates.	1%		X	X	X	X	
<b>Axill Solutions Clethodim 2EC</b> + fenpropathrin	6 - 8 fl. oz. (0.094 - 0.125 lb. a.i.) + Refer to product label for use rates.	8 - 16 fl. oz. (0.125 - 0.250 lb. a.i.) + Refer to product label for use rates.	1%		X		X		
<b>Axill Solutions Clethodim 2EC</b> + esfenvalerate	6 - 8 fl. oz. (0.094 - 0.125 lb. a.i.) + Refer to product label for use rates.	8 - 16 fl. oz. (0.125 - 0.250 lb. a.i.) + Refer to product label for use rates.	1%						X
<b>Axill Solutions Clethodim 2EC</b> + lambda-cyhalothrin	6 - 8 fl. oz. (0.094 - 0.125 lb. a.i.) + Refer to product label for use rates.	8 - 16 fl. oz. (0.125 - 0.250 lb. a.i.) + Refer to product label for use rates.	1%						X
<b>Axill Solutions Clethodim 2EC</b> + lambda-cyhalothrin	10 - 16 fl. oz. <sup>7</sup> (0.156 - 0.250 lb. a.i.) + Refer to product label for use rates.	10 - 16 fl. oz. (0.156 - 0.250 lb. a.i.) + Refer to product label for use rates.	1%	X					
<b>Axill Solutions Clethodim 2EC</b> + cyfluthrin	10 - 16 fl. oz. <sup>7</sup> (0.156 - 0.250 lb. a.i.) + Refer to product label for use rates.	10 - 16 fl. oz. (0.156 - 0.250 lb. a.i.) + Refer to product label for use rates.	1%	X					
<b>Axill Solutions Clethodim 2EC</b> + dimethoate	10 - 16 fl. oz. <sup>7</sup> (0.156 - 0.250 lb. a.i.) + Refer to product label for use rates.	10 - 16 fl. oz. <sup>7</sup> (0.156 - 0.250 lb. a.i.) + Refer to product label for use rates.	1%	X					
<b>Axill Solutions Clethodim 2EC</b> + chlorpyrifos	10 - 16 fl. oz. <sup>7</sup> (0.156 - 0.250 lb. a.i.) + Refer to product label for use rates.	10 - 16 fl. oz. (0.156 - 0.250 lb. a.i.) + Refer to product label for use rates.	1 pt. <sup>8</sup>	X					

(continued)

**Table 16. TANK MIX APPLICATION OF AXILL SOLUTIONS CLETHODIM 2EC AND INSECTICIDES FOR CONTROL OF GRASS WEEDS AND INSECTS IN ALFALFA, COTTON, MINT, PEANUT (INCLUDING PERENNIAL), SOYBEAN AND SUNFLOWER (continued)**

Product <sup>2</sup>	Application Rates/Acre <sup>1</sup>		Crop Oil Concentrate (V/V) <sup>3</sup>	Crop					
	Annual Grasses	Perennial Grasses		Alfalfa <sup>4</sup>	Cotton	Peppermint & Spearmint Tops <sup>4,5</sup>	Peanut	Soybean	Sunflower
<b>Axill Solutions Clethodim 2EC</b> + permethrin	10 - 16 fl. oz. <sup>7</sup> (0.156 - 0.250 lb. a.i.) + Refer to product label for use rates.	10 - 16 fl. oz. (0.156 - 0.250 lb. a.i.) + Refer to product label for use rates.	1%	X					

<sup>1</sup>If grass regrowth occurs, or an additional flush of new grass emerges, make a second application of **Axill Solutions Clethodim 2EC** alone (without a tank mix insecticide), according to the appropriate size and rate requirements.

<sup>2</sup>Refer to **Axill Solutions Clethodim 2EC** and insecticide labels for rates and weeds and insects controlled.

<sup>3</sup>Always use a crop oil concentrate at the listed rate (but not less than 1 pt./A) in the finished spray volume.

<sup>4</sup>Certain insecticides may cause temporary phytotoxic symptoms on alfalfa and mint foliage. Refer to the insecticide label for further information. It is suggested that before using any of these insecticides/herbicide tank mixtures, that a small area of the field be treated first and observations for crop injury be made before treating the whole field.

<sup>5</sup>The **Axill Solutions Clethodim 2EC** rate is 6 - 8 fl. oz./A (0.094 - 0.125 lb. a.i.) for annual grass control in baby mint, minimum of 8 fl. oz./A (0.125 lb. a.i.) for annual grass control in established mint and 8 - 16 fl. oz./A (0.125 - 0.250 lb. a.i.) for perennial grass control. Crop oil concentrate is added at the rate of 1.0 to 2.0 pts./A.

<sup>6</sup>Insecticide tank mix use with acephate 90% in soybean is permitted only in a State having an approved Section 24(c) registration for acephate 90% use in soybean.

<sup>7</sup>The **Axill Solutions Clethodim 2EC** rate is 6 - 8 fl. oz./A (0.094 - 0.125 lb. a.i.) for annual grass control in seedling alfalfa.

<sup>8</sup>For the **Axill Solutions Clethodim 2EC** plus chlorpyrifos tank mix, reduce the adjuvant rate down to 1.0 pt./A when tank mixed with chlorpyrifos.

**Table 17. ROUNDUP READY VOLUNTEER CORN CONTROL IN ROUNDUP READY SOYBEAN WITH AXILL SOLUTIONS CLETHODIM 2EC TANK MIX**

Roundup Ready Volunteer Corn Height (Inches)	Axill Solutions Clethodim 2EC Rate Fl. Oz./A	Glyphosate* Rate for Formulations <u>With</u> Built in Adjuvant	Adjuvant
<12	4 (0.063 lbs. a.i.)	Refer to product label for use rates.	Non-ionic surfactant @ 0.125 to 0.25% v/v plus ammonium sulfate @ 8.5 to 17 lbs. per 100 gals. of carrier
12 to 18	5 (0.078 lbs. a.i.)		
18 to 24	6 (0.094 lb. a.i.)		
Roundup Ready Volunteer Corn Height (Inches)	Axill Solutions Clethodim 2EC Rate fl. oz./A	Glyphosate* Rate for Formulations <u>Without</u> Built in Adjuvant	Adjuvant
<12	4 (0.063 lbs. a.i.)	Refer to product label for use rates.	Crop oil concentrate @ 1 pt./A plus ammonium sulfate @ 8.5 to 17 lbs. per 100 gals. of carrier
12 to 18	5 (0.078 lbs. a.i.)		
18 to 24	6 (0.094 lb. a.i.)		

\*Glyphosate formulation must be labeled for use on Roundup Ready soybean.

**THE MOST RESTRICTIVE LABELING OF ANY PRODUCT USED IN A TANK MIX MUST BE FOLLOWED.**

- Apply only to actively growing grass and broadleaf weeds at advised height or growth stage listed on each label.
- Apply under favorable soil moisture and humidity which exist a few days after rainfall or within 7 days after irrigation.
- Tank mix applications may sometimes result in reduced grass control. If regrowth occurs, or an additional flush of new grass emerges, make a second application of **Axill Solutions Clethodim 2EC**, as specified in the respective size and rate tables.
- This tank mix may be applied post-emergence to Roundup Ready soybean up through the full flowering stage.
- Avoid contact with foliage, green stems, or fruit of crops, or any desirable plants and trees, other than soybean with the Roundup Ready gene as severe injury or destruction will result.

**Restrictions:**

- **DO NOT** tank mix **Axill Solutions Clethodim 2EC** when broadleaf weeds are tall and/or dense enough to prevent proper grass coverage.
- **DO NOT** apply less than 60 days before harvest.
- **DO NOT** allow the **Axill Solutions Clethodim 2EC** plus Roundup to mist, drip, drift or splash onto desirable vegetation as minute quantities of the tank mix can cause severe damage or destruction to the crops, plants or other areas on which treatment was not intended. The likelihood of injury occurring from drift of this product is greatest when winds are gusty or in excess of 5 miles per hour. Even under lesser wind velocities, avoid conditions that allow spray drift to occur including combinations of spray pressure and nozzle type that will result in fine particles (mist) that are likely to drift.

**DIRECTIONS FOR USE FOR FALLOW LAND**

**Axill Solutions Clethodim 2EC** may be used to control annual and perennial grasses in land that has been left fallow the previous year and other non-producing agricultural areas. Apply **Axill Solutions Clethodim 2EC** at 6 - 8 fl. oz./A (0.094 lb. a.i.) for annual grasses and 8 - 16 fl. oz./A (0.125 - 0.250 lb. a.i.) for perennial grasses. When both grass and broadleaf weeds are the target pest, **Axill Solutions Clethodim 2EC** may be tank mixed with 2,4-D ester or sodium salt of dicamba for broad-spectrum control. When both annual and perennial grasses occur in the same field, use a minimum of 8 fl. oz./A (0.125 lb. a.i.) **Axill Solutions Clethodim 2EC** rate.

Use a minimum spray volume of 5 gals./A for aerial applications and 15 gals./A for ground applications.

Apply only to actively growing grasses when the first grass reaches the advised weed height as specified by the Directions for Annual and Perennial Grasses section of this label.

Annual grasses that emerge after the **Axill Solutions Clethodim 2EC** application will not be controlled, and a second application may be necessary.

The control of perennial grasses may require more than 1 application in non-tilled areas.

**Restrictions:**

- **DO NOT** apply more than 8 fl. oz. (0.125 lb. a.i.) of **Axill Solutions Clethodim 2EC** per acre per application to Annual Grasses and 16 fl. oz. (0.250 lb. a.i.) of **Axill Solutions Clethodim 2EC** per acre per application to Perennial Grasses.
- **DO NOT** apply more than 32 fl. oz. (0.500 lb. a.i.) of **Axill Solutions Clethodim 2EC** per acre per year.
- **DO NOT** apply more than 5 applications at the 6 fl. oz. (0.094 lb. a.i.) use rate for Annual Grasses, or 4 applications at 8 fl. oz. (0.125 lb. a.i.) rate for Perennial Grasses per year.
- **RTI:** For repeat applications, make on a minimum of a 14-day interval.
- **DO NOT** plant any crop for 30 days after application, unless clethodim is registered for use in that crop.
- **DO NOT** apply to grasses that have tillered, formed seedheads, or exceeded specified growth stage.
- **DO NOT** use flood jet nozzles.
- **DO NOT** apply to drought stressed grasses.
- **DO NOT** mow area for 14 days before or after the **Axill Solutions Clethodim 2EC** application.

**Table 18. AXILL SOLUTIONS CLETHODIM 2EC IN TANK MIXES TO CONTROL ANNUAL AND PERENNIAL GRASSES IN FALLOW LAND**

Product	Application Rates/Acre <sup>1</sup>		Crop Oil Concentrate <sup>2</sup> (V/V)	
	Annual Grasses	Perennial Grasses	Ground	Air
<b>Axill Solutions Clethodim 2EC</b> + 2,4-D ester or sodium salt of dicamba	6 - 8 fl. oz. (0.094 - 0.125 lb. a.i.) + Refer to product labels for use rates.	8 - 16 fl. oz. (0.125 - 0.250 lb. a.i.)	1%	1%

<sup>1</sup>Refer to **Axill Solutions Clethodim 2EC** label for weed height and species control. Review sodium salt of dicamba and 2,4-D labels for crop restrictions, use rates and weeds controlled.

<sup>2</sup>Always use a crop oil concentrate or methylated seed oil containing at least 15% emulsifier at the listed rate (but not less than 1 pt./A) in the finished spray volume.

**Table 19. AXILL SOLUTIONS CLETHODIM 2EC FOR THE CONTROL AND/OR SUPPRESSION OF TALL FESCUE IN NATIVE PRAIRIE WARM- SEASON GRASS RESTORATION PROJECTS**

Product	Product Rates	Grass Weeds Controlled/Suppressed		Weed Stages
		Common Name	Scientific Name	
<b>Axill Solutions Clethodim 2EC</b>	10 to 12 fl. oz./A (0.156 - 0.188 lb. a.i.)	Tall Fescue	<i>Festuca arundinacea</i>	4 to 6 inches tall (40 to 60% green-up)

**Adjuvant:** Axill Solutions Clethodim 2EC must be applied with crop oil concentrate at 1 qt./A, plus a spray grade ammonium sulfate at 2.5 - 4.0 lbs./A.

**Mixing Order:** Thoroughly mix spray grade ammonium sulfate in water, add **Axill Solutions Clethodim 2EC**, then add crop oil concentrate.

**Precautions:**

- Burn or mow fields a minimum of 21 days before application to remove excess crop residue.
- Apply in the spring, at 40 to 60% tall fescue green-up, before emergence of warm-season grasses.
- Apply in a minimum of 15 to 20 gals. of water per acre at a spray pressure of 40 to 60 PSI at the nozzle. Apply using flat fan or hollow cone nozzles.
- Apply only to fields that have warm-season grasses established for 2 years.
- Applications of **Axill Solutions Clethodim 2EC** to emerged warm-season grasses may cause injury.

**Note:** Axill Solutions Clethodim 2EC applications are most effective if applied when average nighttime temperatures are consistently greater than or equal to 47°F.

**Restrictions:**

- **DO NOT** mow area for 14 days after the **Axill Solutions Clethodim 2EC** application.
- **DO NOT** use flood jet nozzles.
- **DO NOT** apply to warm-season grasses grown for seed.
- **DO NOT** graze treated fields or feed treated forage and or hay to livestock.
- **DO NOT** plant any crop for 30 days after application, unless clethodim is registered for use in that crop.

**Table 20. AXILL SOLUTIONS CLETHODIM 2EC FOR THE SUPPRESSION OF TALL FESCUE SEED-HEADS IN NON-PRODUCING AGRICULTURAL AREAS**

Product	Product Rate	Suppression	Application Timing
<b>Axill Solutions Clethodim 2EC</b>	1 ½ - 2 fl. oz./A (0.023 - 0.031 lb. a.i.)	Tall Fescue Seed-Heads ( <i>Festuca arundinacea</i> )	(50 to 90% Tall Fescue green-up)

**Adjuvant:** Axill Solutions Clethodim 2EC must be applied with crop oil concentrate at 1 qt./A, plus a spray grade ammonium sulfate at 2.5 to 4.0 lbs./A.

**Mixing Order:** Thoroughly mix spray grade ammonium sulfate in water, add **Axill Solutions Clethodim 2EC**, then add crop oil concentrate.

**Precautions:**

- Apply at 50 to 90% tall fescue green-up.
- Use the higher **Axill Solutions Clethodim 2EC** rate if less tall fescue green matter is present.
- Apply in a minimum of 15 to 20 gals. of water per acre at a spray pressure of 40 to 60 PSI at the nozzle. Apply using flat fan or hollow cone nozzles.
- 2,4-D ester may be added to this tank mix for broadleaf control (see 2,4-D ester label for weeds controlled).

**Restrictions:**

- **DO NOT** mow area for 14 days after the **Axill Solutions Clethodim 2EC** application.
- **DO NOT** use flood nozzles.
- **DO NOT** graze treated fields or feed treated forage and/or hay to livestock.
- **DO NOT** plant any crop for 30 days after application, unless clethodim is registered for use in that crop.

**DIRECTIONS FOR USE IN ORNAMENTALS**

For ornamental plant uses, **Axill Solutions Clethodim 2EC** can be used to control labeled grass weeds in greenhouses, bathhouses, shadehouses, and around outdoor ornamentals, including nurseries, parks, roadside plantings, and structure landscapes. The plants listed below have been tested for use with **Axill Solutions Clethodim 2EC** applications. See tables with listed ornamentals (ornamental trees, ground covers, garden flowers and plants, and shrubs.

**Use Rates Per Acre:** 6 - 16 fl. oz. (0.094 - 0.25 lb. a.i.)

**Special Use Instructions**

Add a non-ionic surfactant containing at least 80% active ingredient at the rate of 1 pt. per 50 gals. (0.25% v/v).

Use of crop oil concentrate is not advised since it may injure flowers and foliage.

For repeat applications, make on a minimum of a 14-day interval.

**IMPORTANT**

**Axill Solutions Clethodim 2EC** successfully controls weeds in newly transplanted and established non-grassy ornamentals. Plant sensitivity to **Axill Solutions Clethodim 2EC** at labeled rates has been found to be acceptable for the indicated genera and species listed below. Due to variability within species, crop growth stage, environmental conditions, and application techniques, it is advised that the user determine if herbicide can be used safely on a few plants before widespread application. Neither the seller nor the manufacturer of **Axill Solutions Clethodim 2EC** have investigated the safety factor to ornamental plants not listed on the label.

The following plants are not sensitive to **Axill Solutions Clethodim 2EC** applications:

<b>ORNAMENTAL TREES</b>			
<b>Common Name</b>	<b>Scientific Name</b>	<b>Common Name</b>	<b>Scientific Name</b>
Alder, Red	<i>Alnus rubra</i>	Golden Chain Tree	<i>Laburnum anagyroides</i>
Ash	<i>Fraxinus</i> spp.	Maples	<i>Acer</i> spp.
Basswood	<i>Tilia</i> spp.	Mulberry, White	<i>Morus alba</i>
Birch, European White	<i>Betula pendula</i>	Oaks	<i>Quercus</i> spp.
Birch, River	<i>Betula nigra</i>	Olive, Wild	<i>Elaeagnus angustifolia</i>
Birch, White	<i>Betula papyrifera</i>	Redbud, Eastern	<i>Cercis Canadensis</i>
Crabapple, Flowering	<i>Malus halliana</i>	Sweet Gum, American	<i>Liquidambar styraciflua</i>
Dogwood, Flowering	<i>Cornus florida</i>		
<b>GROUND COVERS</b>			
<b>Common Name</b>	<b>Scientific Name</b>	<b>Common Name</b>	<b>Scientific Name</b>
Bugleweed, Carpet	<i>Ajuga reptans</i>	Moneywort	<i>Lysimachia nummularia</i>
Ivy, English	<i>Hedera helix</i>	Mondo Grass, White	<i>Ophiopogon jaburan</i>
Japanese Spurge	<i>Pachysandra terminalis</i>	Mondo Grass Dwarf	<i>Ophiopogon japonicas</i>
Lilyturf	<i>Liriope muscari</i>	Periwinkle, Lesser	<i>Vinca minor</i>
<b>GARDEN FLOWERS AND PLANTS</b>			
<b>Common Name</b>	<b>Scientific Name</b>	<b>Common Name</b>	<b>Scientific Name</b>
Ageratum	<i>Ageratum</i> spp.	Jasmine Tobacco	<i>Nicotiana alata</i>
Alyssum*, Sweet	<i>Lobularia maritima</i>	Loosestrife	<i>Lythrum salicaria</i>
Asparagus Fern	<i>Asparagus setaceus</i>	Marigold	<i>Tagetes</i> spp.
Bleeding Heart	<i>Dicentra spectabilis</i>	Partridgeberry	<i>Mitchella repens</i>
Cast Iron Plant	<i>Aspidistra elatior</i>	Petunia*	<i>Petunia hybrida</i>
Chrysanthemum	<i>Chrysanthemum</i> spp.	Phlox	<i>Phlox</i> spp.
Cinquefoil	<i>Potentilla</i> spp.	Pinks	<i>Dianthus</i> spp.
Coleus	<i>Coleus</i> spp.	Portulaca	<i>Portulaca grandiflora</i>
Coralbells	<i>Heuchera sanguinea</i>	Salvia	<i>Salvia</i> spp.
Cranesbill	<i>Geranium</i> spp.	Saxifrage	<i>Saxifrage</i> spp.
Dahlia	<i>Dahlia</i> spp.	Sedum	<i>Sedum</i> spp.
Daisy, Trailing African	<i>Osteospermum fruticosum</i>	Selloum	<i>Philodendron selloum</i>
Daylily	<i>Hemerocallis</i> spp.	Snapdragon*	<i>Antirrhinum majus</i>
Dusty Miller	<i>Senecio cineraria</i>	Sweet Flag	<i>Acorus gramineus</i>
Euonymus	<i>Euonymus</i> spp.	Tickseed	<i>Coreopsis grandiflora</i>
Gazania	<i>Gazania</i> spp.	Touch-Me-Not	<i>Impatiens</i> spp.
Geranium, House	<i>Pelargonium hortorum</i>	Verbena	<i>Verbena</i> spp.
Heather, False	<i>Cuphea hyssopifolia</i>	Violet	<i>Viola</i> spp.
Hosta	<i>Hosta fortunei</i>	Yarrow, Common	<i>Achillea millefolium</i>
Iris	<i>Iris</i> spp.	Zinnia	<i>Zinnia elegans</i>

\*Slight foliage or flower speckling has been observed on these species.

## SHRUBS

Common Name	Scientific Name	Common Name	Scientific Name
Abelia	<i>Abelia</i> spp.	Indian Hawthorn	<i>Raphiolepis indica</i>
Anise, Purple	<i>Illicium floridanum</i>	Jasmine	<i>Jasminum</i> spp.
Aucuba	<i>Aucuba</i> spp.	Jasmine, Asiatic	<i>Trachelospermum asiaticum</i>
Azalea*	<i>Rhododendron</i> spp.	Jasmine, Star	<i>Trachelospermum jasminoides</i>
Bamboo	<i>Bambusa</i> spp.	Juniper	<i>Juniperus</i> spp.
Barberry, Japanese	<i>Berberis thunbergii</i>	Lantana	<i>Lantana</i> spp.
Barberry, Magellan	<i>Berberis buxifolia</i>	Nandina*, Bamboo Heavenly	<i>Nandinia domestica</i>
Bayberry	<i>Myrica pensylvanica</i>	Oleander, Common	<i>Nerium oleander</i>
Bottlebrush	<i>Callistemon citrinus</i>	Oregon Grape	<i>Mahonia aquifolium</i>
Boxwood, Common	<i>Buxus sempervirens</i>	Photinia	<i>Photinia</i> spp.
Camellia, Common	<i>Camellia japonica</i>	Pittosporum	<i>Pittosporum</i> spp.
Candytuft	<i>Iberis sempervirens</i>	Podocarpus	<i>Podocarpus</i> spp.
Cleyera	<i>Cleyera japonica</i>	Privet	<i>Ligustrum</i> spp.
Coralberry	<i>Ardisia crenata</i>	Pyracantha	<i>Pyracantha</i> spp.
Crape Myrtle	<i>Lagerstroemia indica</i>	Rhododendron	<i>Rhododendron</i> spp.
Coyote Brush	<i>Baccharis pilularis</i>	Rose	<i>Spiraea bumalda</i>
Fig, Creeping	<i>Ficus pumila</i>	Sweet Olive	<i>Osmanthus fragrans</i>
Gardenia	<i>Gardenia</i> spp.	Viburnum	<i>Viburnum tinus</i>
Holly	<i>Ilex</i> spp.	Wisteria	<i>Wisteria</i> spp.
Honeysuckle	<i>Lonicera</i> spp.	Yellow Sage/Shrub Verbena	<i>Lantana camara</i>

\*Slight foliage or flower speckling has been observed on these species.

### DIRECTIONS FOR ANNUAL GRASSES IN ORNAMENTALS

Apply only to actively growing grasses at specified weed heights. Apply when the first grass weed species in a mixed grass and weed population reaches the specified growth stage for treatment. Use the high rate under heavy grass pressure and/or when grasses are at maximum height.

#### Restrictions:

- **DO NOT** apply more than 16 fl. oz. (0.250 lb. a.i.) per acre per application.
- **DO NOT** apply more than 64 fl. oz. (1.000 lb. a.i.) per acre per year.
- **DO NOT** apply more than 4 applications at 8 - 16 fl. oz. (0.125 - 0.250 lb. a.i.) per year.
- **RTI:** For repeat applications, make on a minimum of a 14-day interval.

#### Annual Grasses Table

Grass Species	Scientific Name	Weed Height* (Inches)	Rate Fl. Oz./Acre <sup>1</sup>	High Rate <sup>2</sup>
Barnyardgrass	<i>Echinochloa crus-galli</i>	2 to 8	8	16
Broadleaf Signalgrass	<i>Brachiaria platyphylla</i>	2 to 6	8	16
Brome				
California	<i>Bromus carinatus</i>	2 to 6	8	16
Cheat	<i>Bromus secalinus</i>	2 to 6	8	16
Downy	<i>Bromus tectorum</i>	2 to 6	8	16
Ripgut	<i>Bromus diandrus</i>	2 to 6	8	16
Canarygrass	<i>Phalaris canariensis</i>	1 to 4	8	16
Crabgrass				
Hairy	<i>Digitaria adscendens</i>	2 to 6**	8	16
Large	<i>Digitaria sanguinalis</i>	2 to 6**	8	16
Smooth	<i>Digitaria ischaemum</i>	2 to 6**	8	16
Southern	<i>Digitaria ciliaris</i>	2 to 6**	8	16

Add a non-ionic surfactant containing at least 80% active ingredient at the rate of 1 pt. per 50 gals. (0.25% v/v).

\*Generally occurs between 3-leaf stage and tillering.

\*\*Length of lateral growth.

<sup>1</sup>8 fl. oz./A (0.125 lb. a.i./A) = approximately 0.2 fl. oz./1,000 sq. ft.

<sup>2</sup>16 fl. oz./A (0.250 lb. a.i./A) = approximately 0.4 fl. oz./1,000 sq. ft.

**Annual Grasses Table** (continued)

Grass Species	Scientific Name	Weed Height* (Inches)	Rate Fl. Oz./Acre <sup>1</sup>	High Rate <sup>2</sup>
Crowfootgrass	<i>Dactyloctenium aegyptium</i>	2 to 6**	8	16
Fall Panicum	<i>Panicum dichotomiflorum</i>	2 to 8	8	16
Field Sandbur	<i>Cenchrus incertus</i>	2 to 6	8	16
Foxtail				
Giant	<i>Setaria faberi</i>	2 to 12	8	16
Green	<i>Setaria viridis</i>	2 to 8	8	16
Yellow	<i>Setaria glauca</i>	2 to 8	8	16
Goosegrass	<i>Eleusine indica</i>	2 to 6**	8	16
Itchgrass	<i>Rottboellia cochin</i>	2 to 6	8	16
Junglerice	<i>Echinochloa colona</i>	2 to 6	8	16
Lovegrass (Stinkgrass)	<i>Eragrostis ciliarensis</i>	2 to 6	8	16
Rabbitsfoot Grass	<i>Polypogon monspeliensis</i>	1 to 4	8	16
Red Rice	<i>Oryza sativa</i>	1 to 3	8	16
Ryegrass				
Hardy	<i>Lolium remotum</i>	2 to 6	8	16
Italian	<i>Lolium multiflorum</i>	2 to 6	8	16
Seedling Johnsongrass	<i>Sorghum halepense</i>	4 to 10	8	16
Shattercane	<i>Sorghum bicolor</i>	6 to 18	8	16
Southwestern Cupgrass	<i>Eriochloa gracilis</i>	2 to 6	8	16
Sprangletop				
Amazon	<i>Leptochloa panicoides</i>	2 to 6	8	16
Bearded	<i>Leptochloa fascicularis</i>	2 to 6	8	16
Mexican	<i>Leptochloa uninervia</i>	2 to 6	8	16
Red	<i>Leptochloa filiformis</i>	2 to 6	8	16
Texas Panicum	<i>Panicum texanum</i>	2 to 6	8	16
Volunteer Cereals				
Barley	<i>Hordeum vulgare</i>	2 to 6	8	16
Oats	<i>Avena sativa</i>	2 to 6	8	16
Rye	<i>Secale cereale</i>	2 to 6	8	16
Wheat	<i>Triticum aestivum</i>	2 to 6	8	16
Volunteer Corn	<i>Zea mays</i>	4 to 12	6	8
Volunteer Corn	<i>Zea mays</i>	12 to 24	8	16
Volunteer Grain Sorghum	<i>Sorghum bicolor</i>	8 to 12	8	16
Wild Oats	<i>Avena fatua</i>	2 to 6	8	16
Wild Proso Millet	<i>Panicum miliaceum</i>	2 to 10	8	16
Witchgrass	<i>Panicum capillare</i>	2 to 8	8	16
Woolly Cupgrass	<i>Eriochloa villosa</i>	2 to 8	8	16

Add a non-ionic surfactant containing at least 80% active ingredient at the rate of 1 pt. per 50 gals. (0.25% v/v).

\*Generally occurs between 3-leaf stage and tillering.

\*\*Length of lateral growth.

<sup>1</sup>8 fl. oz./A (0.125 lb. a.i./A) = approximately 0.2 fl. oz./1,000 sq. ft.

<sup>2</sup>16 fl. oz./A (0.250 lb. a.i./A) = approximately 0.4 fl. oz./1,000 sq. ft.

**DIRECTIONS FOR ANNUAL BLUEGRASS CONTROL WITH AXILL SOLUTIONS CLETHODIM 2EC IN ORNAMENTALS**

Grass Species	Weed Stage	Rate Fl. Oz./Acre	High Rate
Annual Bluegrass ( <i>Poa annua</i> )	to 4-leaf	6 (0.094 lb. a.i.)	16 (0.250 lb. a.i.)

Apply under favorable soil moisture and humidity that exists within a few days after rainfall or within 7 days after irrigation. Grass needs to be actively growing at time of application(s). Apply at weed stage indicated on the label, as reduced control can be expected with more mature annual bluegrass. Use the high rate under heavy grass pressure and/or when annual bluegrass is more mature. Add a non-ionic surfactant containing at least 80% active ingredient at the rate of 1 pt. per 50 gals. (0.25% v/v).

**Restrictions:**

- **DO NOT** apply more than 16 fl. oz. (0.250 lb. a.i.) per acre per application.
- **DO NOT** apply more than 32 fl. oz. (0.500 lb. a.i.) per acre per year.
- **DO NOT** apply more than 4 applications at the lowest rate, 6 fl. oz. (0.094 lb. a.i.), or 2 applications at the highest rate, 16 fl. oz. (0.250 lb. a.i.), per year.
- **RTI:** For repeat applications, make on a minimum of a 14-day interval.

**DIRECTIONS FOR PERENNIAL GRASSES**

Apply only to actively growing grasses at specified weed heights.

Apply when the first grass weed species in a mixed grass weed population reaches the specified growth stage for treatment.

Use the high rate under heavy grass pressure and/or when grasses are at maximum height.

**Restrictions:**

- **DO NOT** apply more than 16 fl. oz. (0.250 lb. a.i.) per acre per application.
- **DO NOT** apply more than 32 fl. oz. (0.500 lb. a.i.) per acre per year.
- **DO NOT** apply more than 2 applications per year.
- **RTI:** For repeat applications, make on a minimum of a 14-day interval.

Grass Species	Weed Height (Inches)	Rate Fl. Oz./Acre <sup>1</sup>	High Rate <sup>2</sup>
<b>Bermudagrass (<i>Cynodon dactylon</i>)</b>			
First Application	3 (or up to 6" runners)	8	16
Repeat Application(s) (if regrowth occurs)	3 (or up to 6" runners)	8	16
<b>Quackgrass (<i>Elytrigia repens</i>)</b>			
First Application	4 to 8	8	16
Repeat Application(s) (if regrowth occurs)	4 to 8	8	16
<b>Rhizome Johnsongrass (<i>Sorghum halepense</i>)</b>			
First Application	12 to 24	8	16
Repeat Application(s) (if regrowth occurs)	6 to 18	6	8
<b>Wirestem Muhly (<i>Muhlenbergia frondosa</i>)</b>			
First Application	4 to 8	8	16
Repeat Application(s) (if regrowth occurs)	4 to 8	8	16

Add a non-ionic surfactant containing at least 80% active ingredient at the rate of 1 pt. per 50 gals. (0.25% v/v).

<sup>1</sup>8 fl. oz./A (0.125 lb. a.i./A) = approximately 0.2 fl. oz./1,000 sq. ft.

<sup>2</sup>16 fl. oz./A (0.250 lb. a.i./A) = approximately 0.4 fl. oz./1,000 sq. ft.

# STORAGE AND DISPOSAL

Do not contaminate water, food, or feed by storage, disposal or cleaning of equipment.

**PESTICIDE STORAGE:** Keep pesticide in original container. Do not put concentrate or dilute into food or drink containers. Store in cool, dry place. Do not store diluted spray.

**PESTICIDE DISPOSAL:** Open dumping is prohibited. Waste resulting from the use of this product may be disposed of on site or at an approved waste disposal facility.

## CONTAINER HANDLING

### Less Than or Equal to 5 Gallons:

Non-refillable container. Do not reuse or refill this container. Triple rinse container (or equivalent) promptly after emptying. Triple rinse as follows: Empty the remaining contents into application equipment or mix tank and drain for 10 seconds after the flow begins to drip. Fill the container ¼ full with water and recap. Shake for 10 seconds. Pour rinsate into application equipment or mix tank or store rinsate for later use or disposal. Drain for 10 seconds after the flow begins to drip. Repeat this procedure two more times. Then offer for recycling if available or puncture and dispose of in a sanitary landfill, or by incineration, or by other procedures approved by State and local authorities.

### Greater Than 5 Gallons:

Refillable container. Refill this container with pesticide only. Do not reuse this container for any other purpose. Cleaning the container before final disposal is the responsibility of the person disposing of the container. Cleaning before refilling is the responsibility of the person refilling. To clean container before final disposal, empty the remaining contents from this container into application equipment or mix tank. Fill the container about 10% full with water. Agitate vigorously or recirculate water with the pump for 2 minutes. Pour or pump rinsate into application equipment or rinsate collection system. Repeat this rinsing procedure two more times. Then offer for recycling if available or puncture and dispose of in a sanitary landfill, or by incineration, or by other procedures approved by State and local authorities.

### Greater Than 5 Gallons:

Non-refillable container. Do not reuse or refill this container. Triple rinse container (or equivalent) promptly after emptying. Triple rinse as follows: Empty the remaining contents into application equipment or a mix tank. Fill the container ¼ full with water. Replace and tighten closures. Tip container on its side and roll it back and forth, ensuring at least one complete revolution, for 30 seconds. Stand the container on its end and tip it back and forth several times. Turn the container over onto its other end and tip it back and forth several times. Empty the rinsate into application equipment or a mix tank or store rinsate for later use or disposal. Repeat this procedure two more times. Then offer for recycling if available or puncture and dispose of in a sanitary landfill, or by incineration, or by other procedures approved by State and local authorities.

## CONDITION OF SALE AND LIMITATION OF WARRANTY AND LIABILITY

**NOTICE:** Read the entire Directions for Use and Conditions of Sale and Limitation of Warranty and Liability before buying or using this product. If the terms are not acceptable, return the product at once, unopened, and the purchase price will be refunded.

The Directions for Use of this product must be followed carefully. It is impossible to eliminate all risks inherently associated with the use of this product. Ineffectiveness or other unintended consequences may result because of such factors as manner of use or application, weather, presence of other materials or other influencing factors in the use of the product, which are beyond the control of Axill Solutions, LLC or Seller. To the extent consistent with applicable law, all such risks shall be assumed by Buyer and User, and Buyer and User agree to hold Axill Solutions, LLC and Seller harmless for any claims relating to such factors.

Axill Solutions, LLC warrants that this product conforms to the chemical description on the label and is reasonably fit for the purposes stated in the Directions for Use, subject to the inherent risks referred to above, when used in accordance with directions under normal use conditions. This warranty does not extend to the use of this product contrary to label instructions, or under abnormal conditions or under conditions not reasonably foreseeable to or beyond the control of Seller or Axill Solutions, LLC, and Buyer and User assume the risk of any such use. **TO THE EXTENT CONSISTENT WITH APPLICABLE LAW, AXILL SOLUTIONS, LLC MAKES NO WARRANTIES OF MERCHANTABILITY OR OF FITNESS FOR A PARTICULAR PURPOSE NOR ANY OTHER EXPRESS OR IMPLIED WARRANTY EXCEPT AS STATED ABOVE.**

To the extent consistent with applicable law, neither Axill Solutions, LLC nor Seller shall be liable for any incidental, consequential or special damages resulting from the use or handling of this product. **TO THE EXTENT CONSISTENT WITH APPLICABLE LAW, THE EXCLUSIVE REMEDY OF THE USER OR BUYER, AND THE EXCLUSIVE LIABILITY OF AXILL SOLUTIONS, LLC AND SELLER FOR ANY AND ALL CLAIMS, LOSSES, INJURIES OR DAMAGES (INCLUDING CLAIMS BASED ON BREACH OF WARRANTY, CONTRACT, NEGLIGENCE, TORT, STRICT LIABILITY OR OTHERWISE) RESULTING FROM THE USE OR HANDLING OF THIS PRODUCT, SHALL BE THE RETURN OF THE PURCHASE PRICE OF THE PRODUCT OR, AT THE ELECTION OF AXILL SOLUTIONS, LLC OR SELLER, THE REPLACEMENT OF THE PRODUCT.**

Axill Solutions, LLC and Seller offer this product, and Buyer and User accept it, subject to the foregoing Conditions of Sale and Limitation of Warranty and Liability, which may not be modified except by written agreement signed by a duly authorized representative of Axill Solutions, LLC.

All trademarks are the property of their respective owners.

# Axill Solutions Clethodim 2EC

Active Ingredient: % By Weight

Clethodim: (E)-2-[1-[[[3-chloro-2-propenyl)-oxy]imino]propyl]-5-  
[2-(ethylthio)propyl]-3-hydroxy-2-cyclohexen-1-one.....26.4%

Other Ingredients:.....73.6%

Total:.....100.0%

Contains petroleum distillates.

Contains 2.0 lbs. of active ingredient clethodim per gallon.

## KEEP OUT OF REACH OF CHILDREN CAUTION / PRECAUCIÓN

Si usted no entiende la etiqueta, busque a alguien para que se la explique a usted en detalle. (If you do not understand this label, find someone to explain it to you in detail.)

FIRST AID	
<b>IF IN EYES:</b>	<ul style="list-style-type: none"> <li>Hold eye open and rinse slowly and gently with water for 15-20 minutes.</li> <li>Remove contact lenses, if present, after the first 5 minutes, then continue rinsing eye.</li> <li>Call a poison control center or doctor for treatment advice.</li> </ul>
<b>IF ON SKIN OR CLOTHING:</b>	<ul style="list-style-type: none"> <li>Take off contaminated clothing.</li> <li>Rinse skin immediately with plenty of water for 15-20 minutes.</li> <li>Call a poison control center or doctor for treatment advice.</li> </ul>
<b>IF SWALLOWED:</b>	<ul style="list-style-type: none"> <li>Immediately call a poison control center or doctor.</li> <li>Do not induce vomiting unless told to do so by a poison control center or doctor.</li> <li>Do not give any liquid to the person.</li> <li>Do not give anything by mouth to an unconscious person.</li> </ul>
<b>IF INHALED:</b>	<ul style="list-style-type: none"> <li>Move person to fresh air.</li> <li>If person is not breathing, call 911 or an ambulance, then give artificial respiration, preferably by mouth-to-mouth, if possible.</li> <li>Call a poison control center or doctor for further treatment advice.</li> </ul>
NOTE TO PHYSICIAN	
Ingestion of this product or subsequent vomiting can result in aspiration of light hydrocarbon liquid, which can cause pneumonitis. If ingested, probable mucosal damage may contraindicate the use of gastric lavage.	
HOTLINE NUMBERS	
Have the product container or label with you when calling a poison control center or doctor, or going for treatment. For 24-Hour Medical Emergency Assistance (Human or Animal), call: <b>1-800-222-1222</b> . For Chemical Emergency Assistance (Spill, Leak, Fire, or Accident), call CHEMTREC: <b>1-800-424-9300</b> .	

### PRECAUTIONARY STATEMENTS HAZARDS TO HUMANS AND DOMESTIC ANIMALS CAUTION

Causes moderate eye irritation. Harmful if swallowed. Avoid contact with eyes, skin, or clothing. Wash thoroughly with soap and water after handling and before eating, drinking, chewing gum, using tobacco, or using the toilet. Remove and wash contaminated clothing before reuse.

#### ENVIRONMENTAL HAZARDS

**DO NOT** apply directly to water, to areas where surface water is present or to intertidal areas below the mean high water mark. **DO NOT** apply where runoff is likely to occur. **DO NOT** apply where weather conditions favor drift from areas treated. **DO NOT** contaminate water when disposing of equipment washwater or rinsate.

The use of this product may pose a hazard to the federally designated endangered species of Solano Grass and Wild Rice. Use of this product is prohibited in the following areas where the species are known to exist:

- **Solano Grass:** Solano County, California - The vernal lakes area bounded by the Union Pacific Railroad and Hastings Road to the north, Highway 113 to the east, Highway 12 to the south, and Travis Air Force Base to the west.
- **Wild Rice:** Hays County, Texas.

#### NON-TARGET ORGANISM ADVISORY

This product is toxic to plants and may adversely impact the forage and habitat of non-target organisms, including pollinators, in areas adjacent to the treated area. Protect the forage and habitat of non-target organisms by following label directions intended to minimize spray drift.

#### PHYSICAL AND CHEMICAL HAZARDS

Combustible. **DO NOT** use or store near heat or open flame.

## STORAGE AND DISPOSAL

Do not contaminate water, food, or feed by storage, disposal or cleaning of equipment.

**PESTICIDE STORAGE:** Keep pesticide in original container. Do not put concentrate or dilute into food or drink containers. Store in cool, dry place. Do not store diluted spray.

**PESTICIDE DISPOSAL:** Open dumping is prohibited. Waste resulting from the use of this product may be disposed of on site or at an approved waste disposal facility.

#### CONTAINER HANDLING:

Non-refillable container. Do not reuse or refill this container. Triple rinse container (or equivalent) promptly after emptying. Triple rinse as follows: Empty the remaining contents into application equipment or mix tank and drain for 10 seconds after the flow begins to drip. Fill the container ¼ full with water and recap. Shake for 10 seconds. Pour rinsate into application equipment or mix tank or store rinsate for later use or disposal. Drain for 10 seconds after the flow begins to drip. Repeat this procedure two more times. Then offer for recycling if available or puncture and dispose of in a sanitary landfill, or by incineration, or by other procedures approved by State and local authorities.

See label booklet for additional Precautionary Statements and Directions For Use.

EPA Reg. No.: 93809-5

EPA Est. No.: 70989-MO-001

**Manufactured For:**  
Axill Solutions, LLC  
422 Jasmine Way  
Roseburg, OR 97471

**Net Contents: 2.5 Gallons**





Shape, Colors and Dieline.

nature accepts responsibility for copy, color break and artwork. is not liable for any discrepancies ntified.

Due to color variance between , the colors represented by this deemed accurate. Please refer to a stem such as the Pantone Matching representation of spot colors.

**NOT ACCURATE FOR COLOR-MATCH.**

rint.

0.75" X 0.75" <b>LABEL COLORS</b>	0.5" X 0.75" <b>BOOKLET OUTSIDE COLORS</b>	<b>BOOKLET INSIDE</b>
 <b>BLK</b>	 <b>BLK</b>  <b>7580</b>	 <b>BLK</b>
<b>PATTERN VARNISH:</b> <input checked="" type="checkbox"/> YES <input type="checkbox"/> NO		